

Squash
Mens Final Standings
Thursday 15th October 2009



MEN 80-84 OPEN B C Squash Draw

Name	1	2	3	4	Final Placings
	DE BONO (OPEN)	OSHLACK (B)	HANLON ©	GOODSHIP ©	
1-Tony DE BONO (OPEN) (AUST/NSW) 1		3-0	3-0	3-0	1ST
2-George OSHLACK (B) (AUST/VIC) 2	0-3		3-0	3-0	2ND
3-Philip HANLON © (AUST/NSW) 3	0-3	0-3		3-0	3RD
4-Don GOODSHIP © (AUST/NSW) 4	0-3	0-3	0-3		

80-84 OPEN

TONY DEBONO

80-84 B

GEORGE OSHLACK

80-84 C

PHILLIPO HANLON

DON GOODSHIP

Squash
Mens Final Standings
Thursday 15th October 2009



MEN 75-79C Squash Draw

Name	1	2	3	Final Placings
	MURTAGH ©	SWAN ©	MAVRIS ©	
1-Ray MURTAGH © (AUST/VIC) 1		0-3	0-3	3RD
2-Diarmuid SWAN © (CANADA) 2	3-0		2-3	2ND
3-Peter MAVRIS © (AUST/NSW) 3	3-0	3-2		1ST

EXTRA MATCH PLAYOFFS BETWEEN MEN 75-79C & MEN 80-84 OPEN B C

1st in Men 75-79c vs 1st in Men 80 Open B C
 2nd in Men 75-79c vs 2nd in Men 80 Open B C
 3rd in Men 75-79c vs 3rd in Men 80 Open B C

THURS 10AM
 THURS 10AM
 WED 11AM

Squash
Mens Final Standings
Thursday 15th October 2009



MEN 75-79 OPEN 1 Squash Draw

Name	1	2	3	Final Placings
	CUCUEL	COULTER	RATHGEN	
1-Ken CUCUEL (USA) 1		3-2 Match 103	1-3	2ND
2-Trevor COULTER (NEW ZEALAND) 2	2-3		0-3	3RD
3-Ken RATHGEN (AUST/NSW) 3	3-1	3-0		1ST

MALCOLM GILHAN

MEDAL PLAYOFFS

KEN RATHGEN vs MALCOLM GILHAN

8/11, 4/11, 5/11

KEN CUCUEL vs PETER KENNEDY

11/7, 12/10, 10/12, 11/9

KEN RATHGEN

KEN CUCUEL

Squash
Mens Final Standings
Thursday 15th October 2009



MEN 75-79 OPEN 2 Squash Draw

Name	1	2	3	Final Placings
	GILHAM	KENNEDY	SYDNEY	
1-Malcolm GILHAM (UNITED KINGDOM) 1		3-0	3-0	1ST
2-Peter KENNEDY (AUST/QLD) 2	0-3		3-1	2ND
3-Nino SYDNEY (AUST/NSW) 3	0-3	1-3		3RD

MEDAL PLAYOFFS

1st in Open 1 vs 1st in Open 2	THURS 10AM
2nd in Open 1 vs 2nd in Open 2	THURS 10AM
3rd in Open 1 vs 3rd in Open 2	WED 11AM

Squash
Mens Final Standings
Thursday 15th October 2009



MEN 70-74 C EVENT 1 Squash Draw

Name	1 PARSONS	2 CALICA	3 WENNERBOM	Final Placings
1-Shuan PARSONS (CANADA) 1		3-0	0-3	2ND
2-Arnie CALICA (USA) 2	0-3		0-3	3RD
3-David WENNERBOM (AUST) 3	3-0	3-0		1ST

DAVID WENNERBOM

MEDAL PLAYOFFS THURSDAY

DAVID WENNERBOM vs JACK WASS

11/8, 11/6, 11/4

JACK WASS

SHAUN PARSONS vs JOHN LINK

11/9, 11/3, 11/13, 11/3

SHAUN PARSON

Squash
Mens Final Standings
Thursday 15th October 2009



MEN 70-74 C EVENT 2 Squash Draw

Name	1 MILLER	2 DEAN	3 LINK	4 WASS	Final Placings
1-Max MILLER (AUST/NSW) 1		0-3	3-2	3-1	3RD
2-Roy DEAN (AUST/NSW) 2	3-0		0-3	0-3	
3-John LINK (AUST/NSW) 3	2-3	3-0		2-3	2ND
4-Jack WASS (AUST/NSW) 4	1-3	3-0	3-2		1ST

Squash
Mens Final Standings
Thursday 15th October 2009



MEN 70-74B

Squash Draw

Name	1 ROLLANS	2 SANDERCOCK	3 SIM	4 THOMPSON	5 ARNOLD	Final Placings
1-Phil ROLLANS (AUST/NSW) 1		3-0	3-0	0-3	3-2	2
2-Brian SANDERCOCK (AUST/NSW) 2	0-3		3-1	3-1	3-0	3
3-Henry SIM (MALAYSIA) 3	0-3	1-3		0-3	3-1	4
4-Barry THOMPSON (AUST) 4	3-0	3-1	3-0		3-1	1
Darcy ARNOLD (AUST) 5	2-3	0-3	1-3	1-3		5

Squash
Mens Final Standings
Thursday 15th October 2009



MEN 70-74 OPEN EVENT 1

Squash Draw

Name	1	2	3	4	Final Placings
	PHILLIPS	TAYLOR	PRESTON	HALL	
1-Brian PHILLIPS (UNITED KINGDOM) 1		2-3	3-0	3-1	1ST
2-Vinnie TAYLOR (CANADA) 2	3-2		3-0	2-3	2ND
3-Peter PRESTON (AUST/NSW) 3	0-3	0-3		1-3	4TH
4-John HALL (AUST/QLD) 4	1-3	3-2	3-1		3RD

MEDAL PLAYOFFS THURSDAY

BRIAN PHILLIPS vs TERRY LUDGATE

VINNIE TAYLOR vs HAYDEN DALY

11/8, 9/11, 2/11, 11/9, 11/7

9/11, 2/11, 4/11

BRIAN PHILLIPS

TERRY LUDGATE

VINNIE TAYLOR

Squash
Mens Final Standings
Thursday 15th October 2009



MEN 70-74 OPEN EVENT 2 Squash Draw

Name	1	2	3	Final Placings
	DALY	HANNON	LUDGATE	
1-Haydn DALY (AUST/NSW) 1		3-0	0-3	2ND
2-Tom HANNON (UNITED KINGDOM) 2	0-3		1-3	3RD
3-Terry LUDGATE (AUST/NSW) 3	3-0	3-1		1ST

Squash
Mens Final Standings
Thursday 15th October 2009



MEN 65-69C

Squash Draw

SAT 10/10/2009

Round 1			Round 2			Round 3			Round 4			Final Ranking	
Position	Name	Score	Name	Score	Name	Score	Name	Score	Rank	Name			
1	1-Lewis PRICE (Aust/nsw)	3	1 1-Lewis PRICE (Aust/nsw)	3	1 1-Lewis PRICE (Aust/nsw)	1	1 Casey FRANS (Canada)	0	1	3-Albert ARMSTRONG (Aust/vic)			
Crt/Time			Crt/Time	11/5, 8/11, 11/3, 11/8	Crt/Time	6/11, 11/8, 11/4, 11/4	Crt/Time	11/8, 11/7, 11/8				Final	
16	Bye	0	8 Michael BLUMENTHAL (United States of America)	1	4 Casey FRANS (Canada)	3	2 3-Albert ARMSTRONG (Aust/vic)	3	2	Casey FRANS (Canada)			
2	2-Hugh BURGESS (Canada)	3	2 2-Hugh BURGESS (Canada)	2	2 Reuben BATES (Aust)	1	3 Reuben BATES (Aust)	3	3	Reuben BATES (Aust)			
Crt/Time			Crt/Time	7/11, 13/11, 11/8, 9/11, 9/6	Crt/Time	11/6, 10/12, 11/7, 11/9	Crt/Time	10/12, 11/5, 11/7, 11/8					
15	Bye	0	7 Reuben BATES (Aust)	3	3 3-Albert ARMSTRONG (Aust/vic)	3	4 1-Lewis PRICE (Aust/nsw)	1	4	1-Lewis PRICE (Aust/nsw)			
3	3-Albert ARMSTRONG (Aust/vic)	3	3 3-Albert ARMSTRONG (Aust/vic)	3	5 4-Ray SLATER (Aust/qld)	3	5 4-Ray SLATER (Aust/qld)	0	5	2-Hugh BURGESS (Canada)			
Crt/Time			Crt/Time	11/4, 11/6, 11/1	Crt/Time	11/2, 11/2, 11/2	Crt/Time	11/5, 11/5, 11/7					
14	Bye	0	6 Michinori TAKASUSUKI (Japan)	0	9 Ray WILLIAMS (Aust/vic)	0	6 2-Hugh BURGESS (Canada)	3	6	4-Ray SLATER (Aust/qld)			
4	4-Ray SLATER (Aust/qld)	3	4 4-Ray SLATER (Aust/qld)	0	6 Michinori TAKASUSUKI (Japan)	0	7 Michinori TAKASUSUKI (Japan)	2	7	Michael BLUMENTHAL (United States of America)			
Crt/Time			Crt/Time	11/6, 11/6, 11/6	Crt/Time	11/4, 11/2, 11/3	Crt/Time	7/11, 14/12, 11/3, 8/11, 11/4					
13	Bye	0	5 Casey FRANS (Canada)	3	7 2-Hugh BURGESS (Canada)	3	8 Michael BLUMENTHAL (United States of America)	3	8	Michinori TAKASUSUKI (Japan)			
5	Casey FRANS (Canada)	3	9 Ray WILLIAMS (Aust/vic)	3	8 Michael BLUMENTHAL (United States of America)	3	9 Ray WILLIAMS (Aust/vic)	0	9	Les SMITH (Australia)			
Crt/Time			Crt/Time	11/2, 11/2, 11/2 (For)	Crt/Time	11/2, 11/2, 11/2 (For)	Crt/Time	11/2, 11/2, 11/2 (For)					
12	Bye	0	10 Les SMITH (Australia)	0	10 Les SMITH (Australia)	0	10 Les SMITH (Australia)	3	10	Ray WILLIAMS (Aust/vic)			
6	Michinori TAKASUSUKI (Japan)	3	11 Bye	3	11 Bye	3	11 Bye	3	11	Bye			
Crt/Time			Crt/Time		Crt/Time		Crt/Time						
11	Bye	0	12 Bye	0	12 Bye	0	12 Bye	0	12	Bye			
7	Les SMITH (Australia)	0	13 Bye	3	13 Bye	3	13 Bye	3	13	Bye			
Crt/Time	11/2, 11/2, 11/2 (For)		Crt/Time		Crt/Time		Crt/Time						
10	Reuben BATES (Aust)	3	14 Bye	0	14 Bye	0	14 Bye	0	14	Bye			
8	Michael BLUMENTHAL (United States of America)	3	15 Bye	3	15 Bye	3	15 Bye	3	15	Bye			
Crt/Time	11/2, 11/2, 11/2 (For)		Crt/Time		Crt/Time		Crt/Time						

MEN 65-69 B

Squash Draw

10-Oct-09

Round 1			Round 2			Round 3			Round 4			Round 5			Final Ranking	
Position	Name	Score	Name	Score	Name	Score	Name	Score	Name	Score	Name	Score	Rank	Name		
1	1-Reg MANNING (AUST/NSW)	3	1-Reg MANNING (AUST/NSW)	2	1-Reg MANNING (AUST/NSW)	3	1-Reg MANNING (AUST/NSW)	3	1-Reg MANNING (AUST/NSW)	3	1-Reg MANNING (AUST/NSW)	0	1	3-Des SACCO (SOUTH AFRICA)		
Crt/Time			10/1, 2/11, 11/8, 11/7, 13/15		11/9, 11/6, 7/11, 11/7		11/6, 11/9, 4/11, 11/5		11/3, 12/10, 11/7					Final		
32	Bye	0	16 Ted MCKENZIE (AUST/NSW)	3	8-8-Mick DUNLOP (AUST)	1	4-4-Gary MCINTYRE (AUST/NSW)	1	2-3-Des SACCO (SOUTH AFRICA)	3	2-1-Reg MANNING (AUST/NSW)					
2	2-Kevin BAILEY (AUST/NSW)	3	2-2-Kevin BAILEY (AUST/NSW)	3	2-2-Kevin BAILEY (AUST/NSW)	2	2-Peter ZACHARIAS (AUST/VIC)	0	3-Peter ZACHARIAS (AUST/VIC)	3	3-Peter ZACHARIAS (AUST/VIC)	3	3	Peter ZACHARIAS (AUST/VIC)		
Crt/Time			11/8, 11/3, 11/1		11/9, 4/11, 11/7, 3/11, 11/8		11/9, 11/7, 11/5		11/5, 12/10, 7/11, 11/6							
31	Bye	0	15 Campbell PARDEY (AUST/NSW)	0	7-Peter ZACHARIAS (AUST/VIC)	3	3-3-Des SACCO (SOUTH AFRICA)	3	4-4-Gary MCINTYRE (AUST/NSW)	1	4-4-Gary MCINTYRE (AUST/NSW)					
3	3-Des SACCO (SOUTH AFRICA)	3	3-3-Des SACCO (SOUTH AFRICA)	3	3-3-Des SACCO (SOUTH AFRICA)	3	5-5-Brian CARTER (AUST/NSW)	0	5-8-Mick DUNLOP (AUST)	0	5-2-Kevin BAILEY (AUST/NSW)					
Crt/Time			11/7, 11/7, 11/7		12/10, 12/10, 5/11, 14/12		11/2, 11/2, 11/2 (For)		4/11, 3/11, 5/11							
30	Bye	0	14 John ROBERTSON (AUST)	0	6-Bob ZIEHLKE (AUST/NSW)	1	8-8-Mick DUNLOP (AUST)	3	6-2-Kevin BAILEY (AUST/NSW)	3	6-8-Mick DUNLOP (AUST)					
4	4-Gary MCINTYRE (AUST/NSW)	3	4-4-Gary MCINTYRE (AUST/NSW)	3	4-4-Gary MCINTYRE (AUST/NSW)	3	6-Bob ZIEHLKE (AUST/NSW)	0	7-Bob ZIEHLKE (AUST/NSW)	3	7-Bob ZIEHLKE (AUST/NSW)					
Crt/Time			7/11, 11/8, 11/9, 11/9		11/8, 7/11, 11/8, 15/13		11/4, 11/8, 11/3		11/2, 11/2, 11/2 (For)							
29	Bye	0	13 Robin JAYESURIA (MALAYSIA)	1	5-5-Brian CARTER (AUST/NSW)	1	7-2-Kevin BAILEY (AUST/NSW)	3	8-5-Brian CARTER (AUST/NSW)	0	8-5-Brian CARTER (AUST/NSW)					
5	5-Brian CARTER (AUST/NSW)	3	5-5-Brian CARTER (AUST/NSW)	3	9-Bob HOOD (AUST/NSW)	0	9-Dick MCALPINE (AUST)	3	9-Dick MCALPINE (AUST)	3	9-Dick MCALPINE (AUST)					
Crt/Time			12/10, 11/4, 11/5		6/11, 8/11, 9/11		11/9, 11/7, 11/4		11/7, 11/2, 4/11, 11/5							
28	Bye	0	12 Clive DEVERALL (AUST/WA)	0	17 Dick MCALPINE (AUST)	3	12 Clive DEVERALL (AUST/WA)	0	10 Campbell PARDEY (AUST/NSW)	1	10 Campbell PARDEY (AUST/NSW)					
6	6-Robert SPOONER (AUST/NSW)	3	6-6-Robert SPOONER (AUST/NSW)	2	10-7-Tony WILSON (AUST)	2	10 Campbell PARDEY (AUST/NSW)	3	11-6-Robert SPOONER (AUST/NSW)	3	11-6-Robert SPOONER (AUST/NSW)					
Crt/Time			11/9, 11/8, 7/11, 3/11, 11/9		14/12, 7/11, 11/13, 11/7, 13/11		8/11, 12/10, 12/10, 8/11, 14/12		11/5, 11/4, 12/10							
27	Bye	0	11 Bob ZIEHLKE (AUST/NSW)	3	15 Campbell PARDEY (AUST/NSW)	3	11-6-Robert SPOONER (AUST/NSW)	2	12 Clive DEVERALL (AUST/WA)	0	12 Clive DEVERALL (AUST/WA)					
7	7-Tony WILSON (AUST)	3	7-7-Tony WILSON (AUST)	1	11-6-Robert SPOONER (AUST/NSW)	3	13 Robin JAYESURIA (MALAYSIA)	0	13 Ted MCKENZIE (AUST/NSW)		13 Ted MCKENZIE (AUST/NSW)					
Crt/Time			11/6, 8/11, 11/7, 11/7		11/7, 8/11, 5/11, 11/9, 11/8		4/11, 9/11, 8/11		507 - WED-17:30-8							
26	Bye	0	10 Peter ZACHARIAS (AUST/VIC)	3	14 John ROBERTSON (AUST)	2	16 Ted MCKENZIE (AUST/NSW)	3	14 Bob HOOD (AUST/NSW)		14 Bob HOOD (AUST/NSW)					
8	8-Mick DUNLOP (AUST)	3	8-8-Mick DUNLOP (AUST)	3	12 Clive DEVERALL (AUST/WA)	3	14 John ROBERTSON (AUST)	0	15-7-Tony WILSON (AUST)	0	15 Robin JAYESURIA (MALAYSIA)					
Crt/Time			11/5, 8/11, 9/11, 11/8, 11/4		12/10, 5/11, 11/9, 11/8		6/11, 4/11, 6/11		6/11, 10/12, 9/11							
25	Bye	0	9 Bob HOOD (AUST/NSW)	2	13 Robin JAYESURIA (MALAYSIA)	1	17 Bob HOOD (AUST/NSW)	3	16 Robin JAYESURIA (MALAYSIA)	3	16-7-Tony WILSON (AUST)					
9	Bob HOOD (AUST/NSW)	3	17 Dick MCALPINE (AUST)	3	16 Ted MCKENZIE (AUST/NSW)	3	15-7-Tony WILSON (AUST)	3	17 John ROBERTSON (AUST)	3	17 John ROBERTSON (AUST)					
Crt/Time																
24	Bye	0	20 Bye	0	18 Bye	0	18 Bye	0	18 Bye	0	18 Bye					
10	Peter ZACHARIAS (AUST/VIC)	3	18 Bye	3	19 Bye	3	19 Bye	3	19 Bye	3	19 Bye					
Crt/Time																
23	Bye	0	19 Bye	0	20 Bye	0	20 Bye	0	20 Bye	0	20 Bye					
11	Bob ZIEHLKE (AUST/NSW)	3	21 Bye	3	21 Bye	3	21 Bye	3	21 Bye	3	21 Bye					
Crt/Time																
22	Bye	0	22 Bye	0	22 Bye	0	22 Bye	0	22 Bye	0	22 Bye					
12	Clive DEVERALL (AUST/WA)	3	23 Bye	3	23 Bye	3	23 Bye	3	23 Bye	3	23 Bye					
Crt/Time																
21	Bye	0	24 Bye	0	24 Bye	0	24 Bye	0	24 Bye	0	24 Bye					
13	Robin JAYESURIA (MALAYSIA)	3	25 Bye	3	25 Bye	3	25 Bye	3	25 Bye	3	25 Bye					
Crt/Time																
20	Bye	0	26 Bye	0	26 Bye	0	26 Bye	0	26 Bye	0	26 Bye					
14	John ROBERTSON (AUST)	3	27 Bye	3	27 Bye	3	27 Bye	3	27 Bye	3	27 Bye					
Crt/Time																
19	Bye	0	28 Bye	0	28 Bye	0	28 Bye	0	28 Bye	0	28 Bye					
15	Campbell PARDEY (AUST/NSW)	3	29 Bye	3	29 Bye	3	29 Bye	3	29 Bye	3	29 Bye					
Crt/Time																
18	Bye	0	30 Bye	0	30 Bye	0	30 Bye	0	30 Bye	0	30 Bye					

Squash
Mens Final Standings
Thursday 15th October 2009



MEN 65-69 OPEN

Squash Draw

10-Oct-09

Round 1			Round 2			Round 3			Round 4			Final Ranking	
Position	Name	Score		Name	Score		Name	Score		Name	Score	Rank	Name
1	1-Gerry POULTON (Canada)	3	1	1-Gerry POULTON (Canada)	3	1	1-Gerry POULTON (Canada)	2	1	Tony MARTIN (South Africa)	1	1	2-Mike MCDONALD (Aust/nsw)
Crt/Time			Crt/Time	11/3, 11/2, 11/5		Crt/Time	13/11, 6/11, 12/10, 6/11, 11/9		Crt/Time	11/9, 13/11, 9/11, 11/6			Final
16	Bye	0	8	Warren LONGPRE (Canada)	0	4	Tony MARTIN (South Africa)	3	2	2-Mike MCDONALD (Aust/nsw)	3	2	Tony MARTIN (South Africa)
2	2-Mike MCDONALD (Aust/nsw)	3	2	2-Mike MCDONALD (Aust/nsw)	3	2	2-Mike MCDONALD (Aust/nsw)	3	3	Brian LYONS (Aust/vic)	0	3	1-Gerry POULTON (Canada)
Crt/Time			Crt/Time	11/8, 11/4, 11/5		Crt/Time	11/9, 14/12, 7/11, 11/5		Crt/Time	11/8, 11/7, 11/7			
15	Bye	0	7	Jim JOSEPHSEN (Aust/nsw)	0	3	Brian LYONS (Aust/vic)	1	4	1-Gerry POULTON (Canada)	3	4	Brian LYONS (Aust/vic)
3	3-Tom SLATTERY (Aust/vic)	3	3	3-Tom SLATTERY (Aust/vic)	1	5	4-Ted VALE (Aust)	3	5	4-Ted VALE (Aust)	3	5	4-Ted VALE (Aust)
Crt/Time			Crt/Time	10/12, 11/8, 11/8, 11/5		Crt/Time	11/9, 11/9, 11/3		Crt/Time	11/2, 11/5, 11/6			
14	Bye	0	6	Brian LYONS (Aust/vic)	3	8	Warren LONGPRE (Canada)	0	6	Jim JOSEPHSEN (Aust/nsw)	0	6	Jim JOSEPHSEN (Aust/nsw)
4	4-Ted VALE (Aust)	3	4	4-Ted VALE (Aust)	0	6	3-Tom SLATTERY (Aust/vic)	1	7	3-Tom SLATTERY (Aust/vic)	3	7	3-Tom SLATTERY (Aust/vic)
Crt/Time			Crt/Time	11/7, 11/6, 11/6		Crt/Time	16/14, 11/5, 7/11, 12/10		Crt/Time	11/4, 11/6, 11/5			
13	Bye	0	5	Tony MARTIN (South Africa)	3	7	Jim JOSEPHSEN (Aust/nsw)	3	8	Warren LONGPRE (Canada)	0	8	Warren LONGPRE (Canada)
5	Tony MARTIN (South Africa)	3	9	Kevin FARRELL (Australia)	3	9	Kevin FARRELL (Australia)	3	9	Kevin FARRELL (Australia)	0	9	Tony KEAL (Japan)
Crt/Time			Crt/Time	11/2, 11/2, 11/2 (For)		Crt/Time			Crt/Time	11/6, 11/7, 11/9			
12	Bye	0	11	Malcolm SIMONS (AUST)	0	12	Bye	0	10	Tony KEAL (Japan)	3	10	Kevin FARRELL (Australia)
6	Brian LYONS (Aust/vic)	3	10	Tony KEAL (Japan)	3	10	Tony KEAL (Japan)	3	11	Malcolm SIMONS (AUST)	3	11	Malcolm SIMONS (AUST)
Crt/Time	11/2, 11/2, 11/2 (For)		Crt/Time			Crt/Time	11/2, 11/2, 11/2 (For)		Crt/Time				
11	Malcolm SIMONS (AUST)	0	12	Bye	0	11	Malcolm SIMONS (AUST)	0	12	Bye	0	12	Bye
7	Tony KEAL (Japan)	0	13	Bye	3	13	Bye	3	13	Bye	3	13	Bye
Crt/Time	11/8, 11/1, 11/9		Crt/Time			Crt/Time			Crt/Time				
10	Jim JOSEPHSEN (Aust/nsw)	3	14	Bye	0	14	Bye	0	14	Bye	0	14	Bye
8	Kevin FARRELL (Australia)	0	15	Bye	3	15	Bye	3	15	Bye	3	15	Bye
Crt/Time	12/10, 11/4, 11/6		Crt/Time			Crt/Time			Crt/Time				

Squash
Mens Final Standings
Thursday 15th October 2009



MEN 60-64 C

Squash Draw

10-Oct-09

Round 1			Round 2			Round 3			Round 4			Final Ranking	
Position	Name	Score		Name	Score		Name	Score		Name	Score	Rank	Name
1	1-John BLAIR (Aust/nsw)	3	1	1-John BLAIR (Aust/nsw)	1	1	Ron GLASS (Aust/vic)	3	1	Ron GLASS (Aust/vic)	2	1	Col COOK (Aust/nsw)
Crt/Time			Crt/Time	11/8, 11/4, 6/11, 11/5		Crt/Time	11/7, 11/8, 8/11, 11/7		Crt/Time	7/11, 9/11, 11/5, 11/7, 11/6			Final
16	Bye	0	8	Ron GLASS (Aust/vic)	3	4	John ZALEWSKI (Aust/nsw)	1	2	Col COOK (Aust/nsw)	3	2	Ron GLASS (Aust/vic)
2	2-George PUGH (Canada)	3	2	2-George PUGH (Canada)	3	2	2-George PUGH (Canada)	2	3	2-George PUGH (Canada)	1	3	John ZALEWSKI (Aust/nsw)
Crt/Time			Crt/Time	11/9, 8/11, 9/11, 11/6, 11/8		Crt/Time	4/11, 11/8, 13/11, 3/11, 11/9		Crt/Time	11/7, 8/11, 11/9, 14/12			
15	Bye	0	7	Len GOODFELLOW (Aust/nsw)	2	3	Col COOK (Aust/nsw)	3	4	John ZALEWSKI (Aust/nsw)	3	4	2-George PUGH (Canada)
3	3-Keith WALLACE (Aust/nsw)	3	3	3-Keith WALLACE (Aust/nsw)	2	5	4-Bill FREEMAN (Aust/nsw)	3	5	Peter ROGERS (Singapore)	1	5	3-Keith WALLACE (Aust/nsw)
Crt/Time			Crt/Time	3/11, 7/11, 11/9, 11/9, 11/7		Crt/Time	11/6, 11/4, 11/3		Crt/Time	10/12, 11/2, 11/9, 11/7			
14	Bye	0	6	Col COOK (Aust/nsw)	3	9	Peter ROGERS (Singapore)	0	6	3-Keith WALLACE (Aust/nsw)	3	6	Peter ROGERS (Singapore)
4	4-Bill FREEMAN (Aust/nsw)	3	4	4-Bill FREEMAN (Aust/nsw)	0	6	3-Keith WALLACE (Aust/nsw)	3	7	Len GOODFELLOW (Aust/nsw)	0	7	1-John BLAIR (Aust/nsw)
Crt/Time			Crt/Time	11/2, 11/4, 11/1		Crt/Time	11/8, 11/8, 11/8		Crt/Time	11/8, 11/7, 13/11			
13	Bye	0	5	John ZALEWSKI (Aust/nsw)	3	7	Len GOODFELLOW (Aust/nsw)	0	8	1-John BLAIR (Aust/nsw)	3	8	Len GOODFELLOW (Aust/nsw)
5	John ZALEWSKI (Aust/nsw)	3	9	Peter ROGERS (Singapore)	3	8	1-John BLAIR (Aust/nsw)	3	9	4-Bill FREEMAN (Aust/nsw)	3	9	4-Bill FREEMAN (Aust/nsw)
Crt/Time			Crt/Time	11/6, 11/6, 11/2		Crt/Time	11/4, 11/4, 11/5		Crt/Time	11/5, 12/14, 8/11, 11/3, 11/6			
12	Bye	0	10	Ken HANES (Australia)	0	10	Ken HANES (Australia)	0	10	Ken HANES (Australia)	2	10	Ken HANES (Australia)
6	Col COOK (Aust/nsw)	3	11	Bye	3	11	Bye	3	11	Bye	3	11	Bye
Crt/Time			Crt/Time			Crt/Time			Crt/Time				
11	Bye	0	12	Bye	0	12	Bye	0	12	Bye	0	12	Bye
7	Len GOODFELLOW (Aust/nsw)	3	13	Bye	3	13	Bye	3	13	Bye	3	13	Bye
Crt/Time	11/8, 11/8, 11/4		Crt/Time			Crt/Time			Crt/Time				
10	Ken HANES (Australia)	0	14	Bye	0	14	Bye	0	14	Bye	0	14	Bye
8	Peter ROGERS (Singapore)	1	15	Bye	3	15	Bye	3	15	Bye	3	15	Bye
Crt/Time	5/11, 11/9, 11/5, 11/5		Crt/Time			Crt/Time			Crt/Time				

Squash
Mens Final Standings
Thursday 15th October 2009



MEN 60-64 B

Squash Draw

10-Oct-09

Round 1			Round 2			Round 3			Round 4			Final Ranking	
Position	Name	Score		Name	Score		Name	Score		Name	Score	Rank	Name
1	1-Barry MCBURNIE (Aust/nsw)	3	1	1-Barry MCBURNIE (Aust/nsw)	2	1	Ken KABLE (Aust)	3	1	Ken KABLE (Aust)	3	1	Ken KABLE (Aust)
Crt/Time			Crt/Time	8/11, 16/14, 11/7, 5/11, 11/4		Crt/Time	11/2, 11/5, 10/12, 11/4		Crt/Time	11/3, 11/9, 9/11, 11/6			Final
16	Bye	0	8	Ken KABLE (Aust)	3	4	Phillip DINNING (Aust/vic)	1	2	Ian CORK (Aust)	1	2	Ian CORK (Aust)
2	2-Graeme HUBBERT (Aust/nsw)	3	2	2-Graeme HUBBERT (Aust/nsw)	3	2	2-Graeme HUBBERT (Aust/nsw)	0	3	2-Graeme HUBBERT (Aust/nsw)	2	3	Phillip DINNING (Aust/vic)
Crt/Time			Crt/Time	11/7, 11/8, 6/11, 10/12, 14/12		Crt/Time	11/6, 11/3, 11/4		Crt/Time	9/11, 12/10, 13/15, 11/7, 11/9			
15	Bye	0	7	Allan BRIGGS (Aust)	2	3	Ian CORK (Aust)	3	4	Phillip DINNING (Aust/vic)	3	4	2-Graeme HUBBERT (Aust/nsw)
3	3-Selwyn SHAPIRO (Aust/nsw)	3	3	3-Selwyn SHAPIRO (Aust/nsw)	1	5	4-Trevor BUTT (Aust/nsw)	1	5	1-Barry MCBURNIE (Aust/nsw)	0	5	3-Selwyn SHAPIRO (Aust/nsw)
Crt/Time			Crt/Time	11/6, 11/7, 9/11, 11/8		Crt/Time	11/8, 5/11, 11/8, 12/10		Crt/Time	11/2, 11/2, 11/2 (For)			
14	Bye	0	6	Ian CORK (Aust)	3	8	1-Barry MCBURNIE (Aust/nsw)	3	6	3-Selwyn SHAPIRO (Aust/nsw)	3	6	1-Barry MCBURNIE (Aust/nsw)
4	4-Trevor BUTT (Aust/nsw)	3	4	4-Trevor BUTT (Aust/nsw)	1	6	3-Selwyn SHAPIRO (Aust/nsw)	3	7	Allan BRIGGS (Aust)	0	7	4-Trevor BUTT (Aust/nsw)
Crt/Time			Crt/Time	6/11, 11/4, 11/6, 11/7		Crt/Time	11/2, 11/2, 11/2 (For)		Crt/Time	11/2, 11/2, 11/2 (For)			
13	Bye	0	5	Phillip DINNING (Aust/vic)	3	7	Allan BRIGGS (Aust)	0	8	4-Trevor BUTT (Aust/nsw)	3	8	Allan BRIGGS (Aust)
5	Phillip DINNING (Aust/vic)	3	9	Eddie PACKHAM (Aust/nsw)	3	9	Eddie PACKHAM (Aust/nsw)	3	9	Eddie PACKHAM (Aust/nsw)	3	9	Eddie PACKHAM (Aust/nsw)
Crt/Time	11/9, 11/3, 11/1		Crt/Time	11/8, 11/7, 11/9		Crt/Time	11/4, 11/5, 11/0		Crt/Time	11/3, 7/11, 11/9, 11/7			
12	Ron WATKINS (Aust/nsw)	0	11	John RIDGE (Aust/nsw)	0	12	Ron WATKINS (Aust/nsw)	0	10	John RIDGE (Aust/nsw)	1	10	John RIDGE (Aust/nsw)
6	John RIDGE (Aust/nsw)	0	10	Michael LEIGHTON (Aust/qld)	3	10	Michael LEIGHTON (Aust/qld)	2	11	Michael LEIGHTON (Aust/qld)	3	11	Michael LEIGHTON (Aust/qld)
Crt/Time	11/5, 11/9, 11/6		Crt/Time	11/4, 11/5, 11/5		Crt/Time	9/11, 11/5, 11/5, 3/11, 11/6		Crt/Time	11/13, 11/4, 11/8, 9/11, 11/7			
11	Ian CORK (Aust)	3	12	Ron WATKINS (Aust/nsw)	0	11	John RIDGE (Aust/nsw)	3	12	Ron WATKINS (Aust/nsw)	2	12	Ron WATKINS (Aust/nsw)
7	Michael LEIGHTON (Aust/qld)	1	13	Bye	3	13	Bye	3	13	Bye	3	13	Bye
Crt/Time	11/5, 11/8, 11/13, 11/3		Crt/Time			Crt/Time			Crt/Time				
10	Allan BRIGGS (Aust)	3	14	Bye	0	14	Bye	0	14	Bye	0	14	Bye
8	Ken KABLE (Aust)	3	15	Bye	3	15	Bye	3	15	Bye	3	15	Bye
Crt/Time	11/9, 11/4, 11/8		Crt/Time			Crt/Time			Crt/Time				

Squash
Mens Final Standings
Thursday 15th October 2009



MEN 60-64 OPEN

Squash Draw

11-Oct-09

Round 1			Round 2			Round 3			Round 4			Final Ranking	
Position	Name	Score		Name	Score		Name	Score		Name	Score	Rank	Name
1	1-Hugh COLBURN (Aust/nsw)	3	1	1-Hugh COLBURN (Aust/nsw)	3	1	1-Hugh COLBURN (Aust/nsw)	3	1	1-Hugh COLBURN (Aust/nsw)	3	1	1-Hugh COLBURN (Aust/nsw)
Crt/Time			Crt/Time	11/5, 11/6, 11/3		Crt/Time	11/5, 11/3, 11/6		Crt/Time	11/5, 11/3, 11/5			Final
16	Bye	0	8	Ron JOSLIN (Aust)	0	4	4-Barry BEAUVAIS (Aust/nsw)	0	2	Peter SKLAVOS (Aust/nsw)	0	2	Peter SKLAVOS (Aust/nsw)
2	2-Chris GRAINGER (SthAfrica)	3	2	2-Chris GRAINGER (SthAfrica)	2	2	Ray LEEVEY (Nzealand)	1	3	Ray LEEVEY (Nzealand)	2	3	4-Barry BEAUVAIS (Aust/nsw)
Crt/Time			Crt/Time	8/11, 11/9, 11/7, 10/12, 11/6		Crt/Time	15/13, 10/12, 11/9, 11/5		Crt/Time	6/11, 7/11, 11/4, 11/8, 11/9			
15	Bye	0	7	Ray LEEVEY (Nzealand)	3	3	Peter SKLAVOS (Aust/nsw)	3	4	4-Barry BEAUVAIS (Aust/nsw)	3	4	Ray LEEVEY (Nzealand)
3	3-Paul MEYER (Aust/nsw)	3	3	3-Paul MEYER (Aust/nsw)	0	5	Jeff STONE (Aust)	0	5	Ron JOSLIN (Aust)	0	5	2-Chris GRAINGER (SthAfrica)
Crt/Time			Crt/Time	11/4, 11/4, 12/10		Crt/Time	11/2, 11/2, 11/2 (For)		Crt/Time	11/5, 11/7, 11/5			
14	Bye	0	6	Peter SKLAVOS (Aust/nsw)	3	8	Ron JOSLIN (Aust)	3	6	2-Chris GRAINGER (SthAfrica)	3	6	Ron JOSLIN (Aust)
4	4-Barry BEAUVAIS (Aust/nsw)	3	4	4-Barry BEAUVAIS (Aust/nsw)	3	6	3-Paul MEYER (Aust/nsw)	0	7	3-Paul MEYER (Aust/nsw)	3	7	3-Paul MEYER (Aust/nsw)
Crt/Time			Crt/Time	14/12, 11/6, 10/12, 11/6		Crt/Time	11/1, 11/9, 11/7		Crt/Time	11/2, 11/2, 11/2 (For)			
13	Bye	0	5	Jeff STONE (Aust)	1	7	2-Chris GRAINGER (SthAfrica)	3	8	Jeff STONE (Aust)	0	8	Jeff STONE (Aust)
5	John ROBINSON (Aust/nsw)	2	9	Stephen CREAK (Aust/nsw)	3	9	Stephen CREAK (Aust/nsw)	3	9	Stephen CREAK (Aust/nsw)	1	9	John ROBINSON (Aust/nsw)
Crt/Time	4/11, 11/9, 11/8, 5/11, 11/8		Crt/Time	11/2, 11/2, 11/2 (For)		Crt/Time	8/11, 11/6, 11/4, 11/5		Crt/Time	11/4, 5/11, 11/9, 11/3			
12	Jeff STONE (Aust)	3	11	Patrick JONATHAN (Aust)	0	12	Gerald ROACH (Aust/wa)	1	10	John ROBINSON (Aust/nsw)	3	10	Stephen CREAK (Aust/nsw)
6	Peter SKLAVOS (Aust/nsw)	3	10	Gerald ROACH (Aust/wa)	0	10	John ROBINSON (Aust/nsw)	3	11	Patrick JONATHAN (Aust)	0	11	Gerald ROACH (Aust/wa)
Crt/Time	11/3, 11/2, 11/2		Crt/Time	11/4, 11/3, 11/2		Crt/Time	11/2, 11/2, 11/2 (For)		Crt/Time	11/2, 11/2, 11/2 (For)			
11	Patrick JONATHAN (Aust)	0	12	John ROBINSON (Aust/nsw)	3	11	Patrick JONATHAN (Aust)	0	12	Gerald ROACH (Aust/wa)	3	12	Patrick JONATHAN (Aust)
7	Gerald ROACH (Aust/wa)	0	13	Bye	3	13	Bye	3	13	Bye	3	13	Bye
Crt/Time	11/2, 11/2, 11/2 (For)		Crt/Time			Crt/Time			Crt/Time				
10	Ray LEEVEY (Nzealand)	3	14	Bye	0	14	Bye	0	14	Bye	0	14	Bye
8	Stephen CREAK (Aust/nsw)	0	15	Bye	3	15	Bye	3	15	Bye	3	15	Bye
Crt/Time	11/8, 11/5, 11/7		Crt/Time			Crt/Time			Crt/Time				

MEN 55-59 C Squash Draw

SAT 10/10/2009

Round 1			Round 2			Round 4			Round 5			Final Ranking	
Position	Name	Score	Name	Score	Name	Score	Name	Score	Rank	Name			
1	1-Richard WOODBRIDGE (AUST/NSW)	3	1-Richard WOODBRIDGE (AUST/NSW)	2	1 Ted FREEMAN (AUST)	1	1 Ross MYLREA (AUST/QLD)	3	1	Ross MYLREA (AUST/QLD)			
Crt/Time			Crt/Time	9/11, 11/8, 8/11, 11/6, 11/9	Crt/Time	5/11, 11/7, 11/2, 11/9	Crt/Time	11/4, 11/4, 11/4		Final			
32	Bye	0	16 Ted FREEMAN (AUST)	3	4 Ross MYLREA (AUST/QLD)	3	2 Martin ROOKE (NETHERLANDS)	0	2	Martin ROOKE (NETHERLANDS)			
Crt/Time			Crt/Time	11/4, 11/8, 11/4	Crt/Time	11/5, 11/4, 11/8	Crt/Time	11/3, 11/2, 11/3					
2	2-Matthew BENJAMIN (AUST/NSW)	3	2-Matthew BENJAMIN (AUST/NSW)	0	2 Martin ROOKE (NETHERLANDS)	3	3 Larry LAWRENCE (CANADA)	0	3	Ted FREEMAN (AUST)			
Crt/Time			Crt/Time		Crt/Time		Crt/Time						
31	Bye	0	15 Martin ROOKE (NETHERLANDS)	3	3 Larry LAWRENCE (CANADA)	0	4 Ted FREEMAN (AUST)	3	4	Larry LAWRENCE (CANADA)			
Crt/Time			Crt/Time	11/7, 11/5, 11/5	Crt/Time	11/2, 11/7, 11/7	Crt/Time	11/8, 4/11, 8/11, 11/5, 12/10					
3	3-Franz SUGAR (AUST/NSW)	3	3-Franz SUGAR (AUST/NSW)	0	5 4-Luis LOPEZ (AUST/NSW)	0	5 Gary GIBBS (AUST/QLD)	3	5	Gary GIBBS (AUST/QLD)			
Crt/Time			Crt/Time		Crt/Time		Crt/Time						
30	Bye	0	14 Larry LAWRENCE (CANADA)	3	8 Gary GIBBS (AUST/QLD)	3	6 7-Richard FRY (AUST)	2	6	7-Richard FRY (AUST)			
Crt/Time			Crt/Time	11/9, 11/8, 10/12, 7/11, 11/7	Crt/Time	11/2, 11/2, 11/2 (For)	Crt/Time	11/2, 11/2, 11/2 (For)					
4	4-Luis LOPEZ (AUST/NSW)	3	4-Luis LOPEZ (AUST/NSW)	3	6 6-George DUNATOV (AUST/NSW)	0	7 6-George DUNATOV (AUST/NSW)	0	7	4-Luis LOPEZ (AUST/NSW)			
Crt/Time			Crt/Time		Crt/Time		Crt/Time						
29	Bye	0	13 Paul GUTTERIDGE (CANADA)	2	7 7-Richard FRY (AUST)	3	8 4-Luis LOPEZ (AUST/NSW)	3	8	6-George DUNATOV (AUST/NSW)			
Crt/Time			Crt/Time	11/2, 11/2, 11/2 (For)	Crt/Time	11/6, 14/12, 11/8	Crt/Time	11/6, 11/2, 11/6					
5	5-Sandy HULME (AUST/NSW)	3	5-Sandy HULME (AUST/NSW)	0	9 1-Richard WOODBRIDGE (AUST/NSW)	3	9 1-Richard WOODBRIDGE (AUST/NSW)	3	9	1-Richard WOODBRIDGE (AUST/NSW)			
Crt/Time			Crt/Time		Crt/Time		Crt/Time						
28	Bye	0	12 Ross MYLREA (AUST/QLD)	3	12 Paul GUTTERIDGE (CANADA)	0	10 3-Franz SUGAR (AUST/NSW)	0	10	3-Franz SUGAR (AUST/NSW)			
Crt/Time			Crt/Time	11/8, 11/5, 11/8	Crt/Time	6/11, 9/11, 12/10, 13/11, 11/2	Crt/Time	11/9, 12/10, 11/4					
6	6-George DUNATOV (AUST/NSW)	3	6-George DUNATOV (AUST/NSW)	3	10 2-Matthew BENJAMIN (AUST/NSW)	2	11 2-Matthew BENJAMIN (AUST/NSW)	3	11	2-Matthew BENJAMIN (AUST/NSW)			
Crt/Time			Crt/Time		Crt/Time		Crt/Time						
27	Bye	0	11 Asaf AHMAD (AUST/NSW)	0	11 3-Franz SUGAR (AUST/NSW)	3	12 Paul GUTTERIDGE (CANADA)	0	12	Paul GUTTERIDGE (CANADA)			
Crt/Time			Crt/Time	11/2, 11/3, 11/5	Crt/Time	11/2, 11/2, 11/2 (For)	Crt/Time	11/2, 11/2, 11/2 (For)					
7	7-Richard FRY (AUST)	3	7-Richard FRY (AUST)	3	13 5-Sandy HULME (AUST/NSW)	3	13 5-Sandy HULME (AUST/NSW)	0	13	Asaf AHMAD (AUST/NSW)			
Crt/Time			Crt/Time		Crt/Time		Crt/Time						
26	Bye	0	10 Jim MORTIMER (NZEALAND)	0	19 Michael BILTON (AUST)	0	14 Asaf AHMAD (AUST/NSW)	3	14	5-Sandy HULME (AUST/NSW)			
Crt/Time			Crt/Time	11/4, 11/5, 11/5	Crt/Time		Crt/Time	508 - WED-15:00-6					
8	8-Frank WEBSTER (CANADA)	3	8-Frank WEBSTER (CANADA)	0	14 Asaf AHMAD (AUST/NSW)	3	15 Nicholas COCHRANE (SINGAPORE)		15				
Crt/Time			Crt/Time		Crt/Time		Crt/Time						
25	Bye	0	9 Gary GIBBS (AUST/QLD)	3	20 Bye	0	16 Akio KAWACHI (JAPAN)		16				
Crt/Time			Crt/Time		Crt/Time		Crt/Time						
9	Gary GIBBS (AUST/QLD)	3	17 Akio KAWACHI (JAPAN)	0	15 Jim MORTIMER (NZEALAND)	0	17 Jim MORTIMER (NZEALAND)		17				
Crt/Time			Crt/Time	11/2, 11/2, 11/2	Crt/Time	11/4, 11/1, 11/5	Crt/Time	509 - WED-15:00-7					
24	Bye	0	19 Nicholas COCHRANE (SINGAPORE)	3	17 Nicholas COCHRANE (SINGAPORE)	3	18 8-Frank WEBSTER (CANADA)		18				
Crt/Time			Crt/Time		Crt/Time		Crt/Time						
10	Jim MORTIMER (NZEALAND)	3	18 Michael BILTON (AUST)	3	16 8-Frank WEBSTER (CANADA)	1	19 Michael BILTON (AUST)	3	19	Michael BILTON (AUST)			
Crt/Time			Crt/Time		Crt/Time	11/3, 10/12, 11/6, 11/8	Crt/Time						
23	Bye	0	20 Bye	0	18 Akio KAWACHI (JAPAN)	3	20 Bye	0	20	Bye			
Crt/Time			Crt/Time		Crt/Time		Crt/Time						
11	Asaf AHMAD (AUST/NSW)	3	21 Bye	3	21 Bye	3	21 Bye	3	21	Bye			
Crt/Time			Crt/Time		Crt/Time		Crt/Time						
22	Bye	0	22 Bye	0	22 Bye	0	22 Bye	0	22	Bye			
Crt/Time			Crt/Time		Crt/Time		Crt/Time						
12	Ross MYLREA (AUST/QLD)	3	23 Bye	3	23 Bye	3	23 Bye	3	23	Bye			
Crt/Time			Crt/Time		Crt/Time		Crt/Time						
21	Bye	0	24 Bye	0	24 Bye	0	24 Bye	0	24	Bye			
Crt/Time			Crt/Time		Crt/Time		Crt/Time						
13	Paul GUTTERIDGE (CANADA)	3	25 Bye	3	25 Bye	3	25 Bye	3	25	Bye			
Crt/Time			Crt/Time		Crt/Time		Crt/Time						
20	Bye	0	26 Bye	0	26 Bye	0	26 Bye	0	26	Bye			
Crt/Time			Crt/Time		Crt/Time		Crt/Time						
14	Larry LAWRENCE (CANADA)	3	27 Bye	3	27 Bye	3	27 Bye	3	27	Bye			
Crt/Time			Crt/Time		Crt/Time		Crt/Time						
19	Nicholas COCHRANE (SINGAPORE)	0	28 Bye	0	28 Bye	0	28 Bye	0	28	Bye			
Crt/Time			Crt/Time		Crt/Time		Crt/Time						
15	Martin ROOKE (NETHERLANDS)	3	29 Bye	3	29 Bye	3	29 Bye	3	29	Bye			
Crt/Time			Crt/Time		Crt/Time		Crt/Time						
18	Michael BILTON (AUST)	2	30 Bye	0	30 Bye	0	30 Bye	0	30	Bye			

MEN 55-59 B

Squash Draw

Round 1			Round 2			Round 3			Round 4			Round 5			Final Ranking	
Position	Name	Score	Name	Score	Name	Score	Name	Score	Name	Score	Name	Score	Rank	Name		
1	1-Tom SPENCER (AUST/VIC)	3	1-Tom SPENCER (AUST/VIC)	3	1-Tom SPENCER (AUST/VIC)	3	1-Tom SPENCER (AUST/VIC)	2	1-Bob GRYNOCHE (CANADA)	3	1-Bob GRYNOCHE (CANADA)	3	1	Bob GRYNOCHE (CANADA)		
Crt/Time			Crt/Time	11/6, 11/5, 9/11, 11/3	Crt/Time	11/8, 11/9, 11/4	Crt/Time	7/11, 12/10, 11/8, 8/11, 12/10	Crt/Time	6/11, 11/9, 11/2, 11/5				Final		
32	Bye	0	16-Peter GILES (UNITED KINGDOM)	1	8-Adrian CARRICK (AUST/NSW)	0	4-Bob GRYNOCHE (CANADA)	3	2-2-Barry WERTH (AUST)	1	2-2-Barry WERTH (AUST)			2-2-Barry WERTH (AUST)		
2	2-Barry WERTH (AUST)	3	2-2-Barry WERTH (AUST)	3	2-2-Barry WERTH (AUST)	3	2-2-Barry WERTH (AUST)	3	3-3-Cole WELLS (AUST/NSW)	0	3-1-Tom SPENCER (AUST/VIC)			3-1-Tom SPENCER (AUST/VIC)		
Crt/Time			Crt/Time	11/4, 11/9, 11/6	Crt/Time	11/6, 11/8, 11/4	Crt/Time	11/7, 12/10, 11/9	Crt/Time	11/5, 11/1, 11/9						
31	Bye	0	15-Steve WILKINSON (AUST/NSW)	0	7-7-John STANLEY (AUST)	0	3-3-Cole WELLS (AUST/NSW)	0	4-1-Tom SPENCER (AUST/VIC)	3	4-3-Cole WELLS (AUST/NSW)			4-3-Cole WELLS (AUST/NSW)		
3	3-3-Cole WELLS (AUST/NSW)	3	3-3-Cole WELLS (AUST/NSW)	3	3-3-Cole WELLS (AUST/NSW)	3	5-5-Ted HINDE (AUST/NSW)	3	5-5-Ted HINDE (AUST/NSW)	3	5-5-Ted HINDE (AUST/NSW)			5-5-Ted HINDE (AUST/NSW)		
Crt/Time			Crt/Time	11/6, 11/7, 11/8	Crt/Time	11/3, 13/11, 10/11, 3/0	Crt/Time	5/11, 7/11, 11/5, 11/4, 11/0	Crt/Time	11/9, 8/11, 8/11, 11/8, 11/5						
30	Bye	0	14-Matt SPROULL (NZEALAND)	0	6-Kelvin CAMERON (AUST/NSW)	1	8-Adrian CARRICK (AUST/NSW)	2	6-7-John STANLEY (AUST)	2	6-7-John STANLEY (AUST)			6-7-John STANLEY (AUST)		
4	4-Jerry CUTHBERTSON (AUST)	3	4-Jerry CUTHBERTSON (AUST)	1	4-Bob GRYNOCHE (CANADA)	3	6-Kelvin CAMERON (AUST/NSW)	0	7-Kelvin CAMERON (AUST/NSW)	2	7-8-Adrian CARRICK (AUST/NSW)			8-Adrian CARRICK (AUST/NSW)		
Crt/Time			Crt/Time	5/11, 11/9, 11/7, 11/6	Crt/Time	11/8, 9/11, 11/8, 11/2	Crt/Time	11/8, 11/4, 11/8	Crt/Time	8/11, 11/5, 11/9, 9/11, 11/5						
29	Bye	0	13-Bob GRYNOCHE (CANADA)	3	5-5-Ted HINDE (AUST/NSW)	1	7-7-John STANLEY (AUST)	3	8-8-Adrian CARRICK (AUST/NSW)	3	8-Kelvin CAMERON (AUST/NSW)			8-Kelvin CAMERON (AUST/NSW)		
5	5-5-Ted HINDE (AUST/NSW)	3	5-5-Ted HINDE (AUST/NSW)	3	9-Steve JOHNSTON (AUST/NSW)	0	9-Peter GILES (UNITED KINGDOM)	0	9-4-Jerry CUTHBERTSON (AUST)	3	9-4-Jerry CUTHBERTSON (AUST)			9-4-Jerry CUTHBERTSON (AUST)		
Crt/Time			Crt/Time	11/9, 11/6, 14/16, 11/9	Crt/Time	11/4, 11/3, 11/4	Crt/Time	11/7, 11/5, 11/6	Crt/Time	11/6, 10/12, 14/12, 13/11						
28	Bye	0	12-George BATMANY (AUST)	1	16-Peter GILES (UNITED KINGDOM)	3	12-4-Jerry CUTHBERTSON (AUST)	3	10-6-Maurice ROBINSON (AUST/NSW)	1	10-6-Maurice ROBINSON (AUST/NSW)			6-Maurice ROBINSON (AUST/NSW)		
6	6-Maurice ROBINSON (AUST/NSW)	3	6-Maurice ROBINSON (AUST/NSW)	2	10-Hilton IMMERMANN (AUST/NSW)	3	10-Hilton IMMERMANN (AUST/NSW)	1	11-Hilton IMMERMANN (AUST/NSW)	3	11-Hilton IMMERMANN (AUST/NSW)			11-Hilton IMMERMANN (AUST/NSW)		
Crt/Time			Crt/Time	13/11, 11/6, 5/11, 8/11, 11/9	Crt/Time	11/9, 11/7, 7/11, 11/9	Crt/Time	11/7, 8/11, 11/8, 11/9	Crt/Time	11/4, 11/7, 8/11, 11/5						
27	Bye	0	11-Kelvin CAMERON (AUST/NSW)	3	15-Steve WILKINSON (AUST/NSW)	1	11-6-Maurice ROBINSON (AUST/NSW)	3	12-Peter GILES (UNITED KINGDOM)	1	12-Peter GILES (UNITED KINGDOM)			12-Peter GILES (UNITED KINGDOM)		
7	7-7-John STANLEY (AUST)	3	7-7-John STANLEY (AUST)	3	11-6-Maurice ROBINSON (AUST/NSW)	3	13-George BATMANY (AUST)	3	13-George BATMANY (AUST)	2	13-Matt SPROULL (NZEALAND)			Matt SPROULL (NZEALAND)		
Crt/Time			Crt/Time	11/3, 11/3, 11/7	Crt/Time	13/11, 11/5, 0/11, 11/7	Crt/Time	11/5, 11/3, 11/9	Crt/Time	11/8, 7/11, 4/11, 12/10, 11/6						
26	Bye	0	10-Hilton IMMERMANN (AUST/NSW)	0	14-Matt SPROULL (NZEALAND)	1	16-Steve JOHNSTON (AUST/NSW)	0	14-Matt SPROULL (NZEALAND)	3	14-George BATMANY (AUST)			George BATMANY (AUST)		
8	8-Adrian CARRICK (AUST/NSW)	3	8-Adrian CARRICK (AUST/NSW)	3	12-George BATMANY (AUST)	1	14-Matt SPROULL (NZEALAND)	3	15-Steve WILKINSON (AUST/NSW)	15	15-Steve WILKINSON (AUST/NSW)			15-Steve WILKINSON (AUST/NSW)		
Crt/Time			Crt/Time	11/4, 12/10, 9/11, 11/5	Crt/Time	11/7, 5/11, 11/3, 11/4	Crt/Time	11/6, 9/11, 11/3, 5/11, 11/7	Crt/Time					No Match Played		
25	Bye	0	9-Steve JOHNSTON (AUST/NSW)	1	13-4-Jerry CUTHBERTSON (AUST)	3	15-Steve WILKINSON (AUST/NSW)	2	16-Steve JOHNSTON (AUST/NSW)	16	16-Steve JOHNSTON (AUST/NSW)			16-Steve JOHNSTON (AUST/NSW)		
9	9-Steve JOHNSTON (AUST/NSW)	3	17-David MEREFIELD (AUST/QLD)	3	17-David MEREFIELD (AUST/QLD)	3	17-David MEREFIELD (AUST/QLD)	3	17-David MEREFIELD (AUST/QLD)	3	17-David MEREFIELD (AUST/QLD)			17-David MEREFIELD (AUST/QLD)		
Crt/Time			Crt/Time	11/6, 11/5, 11/2	Crt/Time	11/3, 11/2, 11/4	Crt/Time	11/2, 11/2, 11/2 (For)	Crt/Time	12/10, 12/10, 11/6						
24	Bye	0	22-Peter CAMPBELL (AUST)	0	21-Yasumichi YANO (JAPAN)	0	20-Ron NEISSON (AUST/QLD)	0	18-Chad ADDISON (AUST)	0	18-Chad ADDISON (AUST)			Chad ADDISON (AUST)		
10	10-Hilton IMMERMANN (AUST/NSW)	3	18-Chad ADDISON (AUST)	3	18-Chad ADDISON (AUST)	3	18-Chad ADDISON (AUST)	3	19-Raymond HAMMAT (AUST/SA)	3	19-Raymond HAMMAT (AUST/SA)			Raymond HAMMAT (AUST/SA)		
Crt/Time			Crt/Time	11/2, 11/2, 11/2 (For)	Crt/Time	10/12, 11/7, 14/12, 11/2	Crt/Time	11/5, 11/2, 11/3	Crt/Time	11/2, 11/2, 11/2 (For)						
23	Bye	0	20-Ron NEISSON (AUST/QLD)	0	19-Raymond HAMMAT (AUST/SA)	1	22-Peter CAMPBELL (AUST)	0	20-Ron NEISSON (AUST/QLD)	0	20-Ron NEISSON (AUST/QLD)			Ron NEISSON (AUST/QLD)		
11	11-Kelvin CAMERON (AUST/NSW)	3	19-Yasumichi YANO (JAPAN)	0	20-Ron NEISSON (AUST/QLD)	3	19-Raymond HAMMAT (AUST/SA)	3	21-Yasumichi YANO (JAPAN)	3	21-Yasumichi YANO (JAPAN)			Yasumichi YANO (JAPAN)		
Crt/Time	11/3, 11/4, 11/13, 11/13, 11/7		Crt/Time	11/8, 11/8, 11/2	Crt/Time	11/2, 11/2, 11/2 (For)	Crt/Time	13/11, 12/10, 8/11, 11/5	Crt/Time	7/11, 11/8, 11/8, 11/4						
22	Peter CAMPBELL (AUST)	2	21-Raymond HAMMAT (AUST/SA)	3	22-Peter CAMPBELL (AUST)	0	21-Yasumichi YANO (JAPAN)	1	22-Peter CAMPBELL (AUST)	1	22-Peter CAMPBELL (AUST)			Peter CAMPBELL (AUST)		
12	12-Raymond HAMMAT (AUST/SA)	0	23-Bye	3	23-Bye	3	23-Bye	3	23-Bye	3	23-Bye			23-Bye		
Crt/Time	13/1, 12/10, 11/9		Crt/Time		Crt/Time		Crt/Time		Crt/Time							
21	21-George BATMANY (AUST)	3	24-Bye	0	24-Bye	0	24-Bye	0	24-Bye	0	24-Bye			24-Bye		
13	13-Bob GRYNOCHE (CANADA)	3	25-Bye	3	25-Bye	3	25-Bye	3	25-Bye	3	25-Bye			25-Bye		
Crt/Time	11/2, 11/2, 11/2 (For)		Crt/Time		Crt/Time		Crt/Time		Crt/Time							
20	20-Ron NEISSON (AUST/QLD)	0	26-Bye	0	26-Bye	0	26-Bye	0	26-Bye	0	26-Bye			26-Bye		
14	14-Yasumichi YANO (JAPAN)	0	27-Bye	3	27-Bye	3	27-Bye	3	27-Bye	3	27-Bye			27-Bye		
Crt/Time	11/5, 11/5, 11/7		Crt/Time		Crt/Time		Crt/Time		Crt/Time							
19	19-Matt SPROULL (NZEALAND)	3	28-Bye	0	28-Bye	0	28-Bye	0	28-Bye	0	28-Bye			28-Bye		
15	15-Chad ADDISON (AUST)	0	29-Bye	3	29-Bye	3	29-Bye	3	29-Bye	3	29-Bye			29-Bye		
Crt/Time	11/6, 13/11, 11/9		Crt/Time		Crt/Time		Crt/Time		Crt/Time							
18	18-Steve WILKINSON (AUST/NSW)	3	30-Bye	0	30-Bye	0	30-Bye	0	30-Bye	0	30-Bye			30-Bye		

Squash
Mens Final Standings
Thursday 15th October 2009



MEN 55-59 OPEN

Squash Draw

10-Oct-09

Round 1			Round 2			Round 3			Round 4			Final Ranking	
Position	Name	Score		Name	Score		Name	Score		Name	Score	Rank	Name
1	1-Bruce TURNER (Aust/vic)	3	1	1-Bruce TURNER (Aust/vic)	2	1	Michael BROWN (Aust/tas)	3	1	Michael BROWN (Aust/tas)	3	1	Michael BROWN (Aust/tas)
Crt/Time			Crt/Time	11/13, 11/8, 11/6, 10/12, 11/7		Crt/Time	11/4, 11/5, 9/11, 11/5		Crt/Time	13/11, 6/11, 11/7, 11/8			Final
16	Bye	0	8	Michael BROWN (Aust/tas)	3	4	Eddie ESTEVAD (Aust/nsw)	1	2	3-Rashid AZIZ (Canada)	1	2	3-Rashid AZIZ (Canada)
2	2-Thomas BEDORE (Canada)	3	2	2-Thomas BEDORE (Canada)	3	2	2-Thomas BEDORE (Canada)	1	3	2-Thomas BEDORE (Canada)	3	3	2-Thomas BEDORE (Canada)
Crt/Time			Crt/Time	8/11, 5/11, 11/9, 11/6, 11/7		Crt/Time	9/11, 11/5, 11/7, 11/8		Crt/Time	11/3, 9/11, 10/12, 11/7, 11/5			
15	Bye	0	7	Phil GRANT (Aust/nsw)	2	3	3-Rashid AZIZ (Canada)	3	4	Eddie ESTEVAD (Aust/nsw)	2	4	Eddie ESTEVAD (Aust/nsw)
3	3-Rashid AZIZ (Canada)	3	3	3-Rashid AZIZ (Canada)	3	5	4-Don MURPHY (USA)	0	5	1-Bruce TURNER (Aust/vic)	3	5	1-Bruce TURNER (Aust/vic)
Crt/Time			Crt/Time	11/8, 11/7, 11/9		Crt/Time	11/7, 11/10, 11/9		Crt/Time	11/8, 10/12, 8/11, 11/4, 11/5			
14	Bye	0	6	Mark WEBSTER (Aust/nsw)	0	8	1-Bruce TURNER (Aust/vic)	3	6	Phil GRANT (Aust/nsw)	2	6	Phil GRANT (Aust/nsw)
4	4-Don MURPHY (USA)	3	4	4-Don MURPHY (USA)	0	6	Mark WEBSTER (Aust/nsw)	0	7	Mark WEBSTER (Aust/nsw)	3	7	Mark WEBSTER (Aust/nsw)
Crt/Time			Crt/Time	13/11, 11/5, 11/4		Crt/Time	11/7, 11/9, 11/7		Crt/Time	11/3, 11/2, 11/4			
13	Bye	0	5	Eddie ESTEVAD (Aust/nsw)	3	7	Phil GRANT (Aust/nsw)	3	8	4-Don MURPHY (USA)	0	8	4-Don MURPHY (USA)
5	Eddie ESTEVAD (Aust/nsw)	3	9	Gary HELMKAY (Canada)	0	9	Gerald ARONSTAN (AUST)	3	9	Gerald ARONSTAN (AUST)	0	9	Brian ROBERTS (AUST)
Crt/Time			Crt/Time	11/2, 11/2, 11/2 (For)		Crt/Time			Crt/Time	11/2, 11/2, 11/2 (For)			
12	Bye	0	11	Gerald ARONSTAN (AUST)	3	12	Bye	0	10	Brian ROBERTS (AUST)	3	10	Gerald ARONSTAN (AUST)
6	Mark WEBSTER (Aust/nsw)	3	10	Brian ROBERTS (AUST)	3	10	Brian ROBERTS (AUST)	3	11	Gary HELMKAY (Canada)	3	11	Gary HELMKAY (Canada)
Crt/Time	11/4, 11/8, 11/13, 12/10		Crt/Time			Crt/Time	11/2, 11/2, 11/2 (For)		Crt/Time				
11	Gerald ARONSTAN (AUST)	1	12	Bye	0	11	Gary HELMKAY (Canada)	0	12	Bye	0	12	Bye
7	Phil GRANT (Aust/nsw)	3	13	Bye	3	13	Bye	3	13	Bye	3	13	Bye
Crt/Time	11/9, 11/3, 15/17, 12/10		Crt/Time			Crt/Time			Crt/Time				
10	Brian ROBERTS (AUST)	1	14	Bye	0	14	Bye	0	14	Bye	0	14	Bye
8	Michael BROWN (Aust/tas)	3	15	Bye	3	15	Bye	3	15	Bye	3	15	Bye
Crt/Time	11/6, 11/6, 11/2		Crt/Time			Crt/Time			Crt/Time				

Squash
Mens Final Standings
Thursday 15th October 2009



MEN 50-54 C Squash Draw

10-Oct-09

Round 1			Round 2			Round 3			Final Ranking	
Seed	Name	Score	Name	Score	Name	Score	Rank	Name		
1	1-Colin RETTOS (AUST)	2	1 Peter BLOOD (CANADA)	0	1 Tony SORSAK (CANADA)	3	1	Tony SORSAK (CANADA)		
Crt/Time	4/11, 11/3, 8/11, 12/10, 11/5		Crt/Time	11/6, 11/4, 11/9	Crt/Time	11/8, 11/8, 11/4			Final	
8	Peter BLOOD (CANADA)	3	4 Tony SORSAK (CANADA)	3	2 2-Jay LUNDY (CANADA)	0	2	2-Jay LUNDY (CANADA)		
4	4-Phil ANCELL (AUST/SA)	0	2 2-Jay LUNDY (CANADA)	3	3 3-Graham GREEN (AUST)	0	3	Peter BLOOD (CANADA)		
Crt/Time	11/2, 11/0, 11/3		Crt/Time	11/3, 11/5, 11/6	Crt/Time	11/5, 12/10, 14/12				
5	Tony SORSAK (CANADA)	3	3 3-Graham GREEN (AUST)	0	4 Peter BLOOD (CANADA)	3	4	3-Graham GREEN (AUST)		
3	3-Graham GREEN (AUST)	3	5 4-Phil ANCELL (AUST/SA)	0	5 1-Colin RETTOS (AUST)	3	5	1-Colin RETTOS (AUST)		
Crt/Time	11/9, 10/12, 8/11, 11/5, 12/10		Crt/Time	11/2, 11/1, 11/3	Crt/Time	11/9, 8/11, 5/11, 11/7, 11/7				
6	Yvan WILMANN (AUST/NSW)	2	8 1-Colin RETTOS (AUST)	3	6 Yvan WILMANN (AUST/NSW)	2	6	Yvan WILMANN (AUST/NSW)		
2	2-Jay LUNDY (CANADA)	3	6 Yvan WILMANN (AUST/NSW)	3	7 Rod WALKER (AUST/NSW)	3	7	Rod WALKER (AUST/NSW)		
Crt/Time	11/3, 11/2, 11/1		Crt/Time	11/2, 11/2, 11/2 (For)	Crt/Time	11/2, 11/2, 11/2				
7	Rod WALKER (AUST/NSW)	0	7 Rod WALKER (AUST/NSW)	0	8 4-Phil ANCELL (AUST/SA)	0	8	4-Phil ANCELL (AUST/SA)		

THE WINNER OF EACH MATCH TAKES THE LOWER NUMBER TO THE NEXT ROUND - THE LOSER TAKES THE HIGHER NUMBER.

Squash
Mens Final Standings
Thursday 15th October 2009



MEN 50-54 OPEN

Squash Draw

Round 1			Round 2			Round 3			Round 4			Final Ranking	
Position	Name	Score		Name	Score		Name	Score		Name	Score	Rank	Name
1	1-Roy OLLIER (USA)	3	1	1-Roy OLLIER (USA)	3	1	1-Roy OLLIER (USA)	0	1	4-Peter ADRIAANS (Aust/vic)		1	4-Peter ADRIAANS (Aust/vic)
Crt/Time	11/2, 11/2, 11/2 (For)		Crt/Time	11/5, 11/1, 11/5		Crt/Time	11/6, 11/9, 11/8		Crt/Time	401 - THURS 15:20			Final
16	Rob WILCOX (Canada)	0	8	Mark BRYCKI (Aust/nsw)	0	4	4-Peter ADRIAANS (Aust/vic)	3	2	2-Simon GOGOLIN (Aust/nsw)		2	2-Simon GOGOLIN (Aust/nsw)
2	2-Simon GOGOLIN (Aust/nsw)	3	2	2-Simon GOGOLIN (Aust/nsw)	3	2	2-Simon GOGOLIN (Aust/nsw)	3	3	Kelvin SMITH (Aust/qld)		3	1-Roy OLLIER (USA)
Crt/Time	11/3, 11/7, 11/1		Crt/Time	11/2, 11/8, 11/5		Crt/Time	11/3, 11/7, 11/3		Crt/Time	402 - THURS 13:20			
15	Werner PROKOPETZ (Germany)	0	7	David FULLER (Aust/nsw)*	0	3	Kelvin SMITH (Aust/qld)	0	4	1-Roy OLLIER (USA)		4	Kelvin SMITH (Aust/qld)
3	3-Ian BELL (Canada)	3	3	3-Ian BELL (Canada)	1	5	Larry MALAN (Aust/qld)	3	5	Larry MALAN (Aust/qld)		5	3-Ian BELL (Canada)
Crt/Time	11/8, 11/9, 11/6		Crt/Time	11/6, 11/8, 7/11, 11/6		Crt/Time	11/2, 11/2, 11/2 (For)		Crt/Time	403 - THURS 12:00			
14	Des WOODS (Aust/nsw)	0	6	Kelvin SMITH (Aust/qld)	3	8	Mark BRYCKI (Aust/nsw)	0	6	3-Ian BELL (Canada)		6	Larry MALAN (Aust/qld)
4	4-Peter ADRIAANS (Aust/vic)	3	4	4-Peter ADRIAANS (Aust/vic)	3	6	3-Ian BELL (Canada)	3	7	David FULLER (Aust/nsw)*	3	7	David FULLER (Aust/nsw)*
Crt/Time	11/8, 11/4, 11/6		Crt/Time	11/7, 11/4, 11/6		Crt/Time	14/12, 11/4, 7/11, 12/10		Crt/Time	11/2, 11/2, 11/2 (For)			
13	Ruffie MOOLA (SthAfrica)	0	5	Larry MALAN (Aust/qld)	0	7	David FULLER (Aust/nsw)*	1	8	Mark BRYCKI (Aust/nsw)	0	8	Mark BRYCKI (Aust/nsw)
5	Larry MALAN (Aust/qld)	3	9	Manuel ZACHARIAS (Aust/vic)	3	9	Manuel ZACHARIAS (Aust/vic)	2	9	Gordon BENBOW (Malawi)	3	9	Gordon BENBOW (Malawi)
Crt/Time	11/9, 9/11, 11/2, 11/4		Crt/Time	11/2, 11/2, 11/2 (For)		Crt/Time	11/8, 11/7, 7/11, 6/11, 12/10		Crt/Time	11/3, 11/7, 11/5			
12	Gordon BENBOW (Malawi)	1	16	Rob WILCOX (Canada)	0	12	Gordon BENBOW (Malawi)	3	10	Gary HAMPSON (Aust/nsw)	0	10	Gary HAMPSON (Aust/nsw)
6	Kelvin SMITH (Aust/qld)	3	10	Ivan RESNEKOV (Aust/nsw)*	0	10	Werner PROKOPETZ (Germany)	0	11	Werner PROKOPETZ (Germany)	0	11	Manuel ZACHARIAS (Aust/vic)
Crt/Time	11/6, 11/3, 11/4		Crt/Time	11/2, 11/2, 11/2 (For)		Crt/Time	14/12, 11/3, 11/9		Crt/Time	11/4, 11/3, 11/8			
11	Gary HAMPSON (Aust/nsw)	0	15	Werner PROKOPETZ (Germany)	3	11	Gary HAMPSON (Aust/nsw)	3	12	Manuel ZACHARIAS (Aust/vic)	3	12	Werner PROKOPETZ (Germany)
7	Dave Fuller	3	11	Gary HAMPSON (Aust/nsw)	3	13	Ruffie MOOLA (SthAfrica)	3	13	Ruffie MOOLA (SthAfrica)	1	13	Ivan RESNEKOV (Aust/nsw)*
Crt/Time	13/11, 12/10, 11/9		Crt/Time	11/5, 8/11, 7/11, 11/9, 11/7		Crt/Time	11/2, 11/2, 11/2 (For)		Crt/Time	11/8, 11/9, 6/11, 11/7			
10	Ivan RESNEKOV (Aust/nsw)*	0	14	Des WOODS (Aust/nsw)	2	16	Rob WILCOX (Canada)	0	14	Ivan RESNEKOV (Aust/nsw)*	3	14	Ruffie MOOLA (SthAfrica)
8	Manuel ZACHARIAS (Aust/vic)	1	12	Gordon BENBOW (Malawi)	3	14	Des WOODS (Aust/nsw)	1	15	Des WOODS (Aust/nsw)	3	15	Des WOODS (Aust/nsw)
Crt/Time	13/11, 11/3, 7/11, 11/3		Crt/Time	11/4, 11/9, 11/5		Crt/Time	11/6, 12/10, 5/11, 11/8		Crt/Time	11/2, 11/2, 11/2 (For)			
9	Mark BRYCKI (Aust/nsw)	3	13	Ruffie MOOLA (SthAfrica)	0	15	Ivan RESNEKOV (Aust/nsw)*	3	16	Rob WILCOX (Canada)	0	16	Rob WILCOX (Canada)

Squash
Mens Final Standings
Thursday 15th October 2009



MEN 45-49 C

Squash Draw

Round 1			Round 2			Round 3			Round 4			Final Ranking	
Position	Name	Score		Name	Score		Name	Score		Name	Score	Rank	Name
1	1-Bradley MOULTON (Aust)	3	1	1-Bradley MOULTON (Aust)	3	1	1-Bradley MOULTON (Aust)	3	1	1-Bradley MOULTON (Aust)	0	1	3-Ashley GUNNING (Singapore)
Crt/Time			Crt/Time	11/5, 11/3, 11/8		Crt/Time	13/11, 11/6, 11/6		Crt/Time	11/1, 11/4, 11/4			Final
16	Bye	0	8	Colin MOORE (Aust/nsw)*	0	4	4-Steve WATENE (Nzealand)	0	2	3-Ashley GUNNING (Singapore)	3	2	1-Bradley MOULTON (Aust)
2	2-Alex FENWICK (Aust/nsw)	3	2	2-Alex FENWICK (Aust/nsw)	1	2	Garry WILSON (Aust)	0	3	Garry WILSON (Aust)	1	3	4-Steve WATENE (Nzealand)
Crt/Time			Crt/Time	11/9, 11/8, 9/11, 11/7		Crt/Time	11/6, 11/6, 11/5		Crt/Time	11/6, 8/11, 11/9, 11/8			
15	Bye	0	7	Garry WILSON (Aust)	3	3	3-Ashley GUNNING (Singapore)	3	4	4-Steve WATENE (Nzealand)	3	4	Garry WILSON (Aust)
3	3-Ashley GUNNING (Singapore)	3	3	3-Ashley GUNNING (Singapore)	3	5	Derek MAPOLI (Aust)	3	5	Derek MAPOLI (Aust)	0	5	2-Alex FENWICK (Aust/nsw)
Crt/Time			Crt/Time	11/0, 11/5, 11/5		Crt/Time	11/7, 11/4, 9/11, 11/7		Crt/Time	11/4, 11/6, 11/2			
14	Bye	0	6	Mark FAWCETT (Aust)	0	9	Glenn ANSLOW (Aust/nsw)*	1	6	2-Alex FENWICK (Aust/nsw)	3	6	Derek MAPOLI (Aust)
4	4-Steve WATENE (Nzealand)	3	4	4-Steve WATENE (Nzealand)	3	6	Mark FAWCETT (Aust)	0	7	Mark FAWCETT (Aust)	0	7	Colin MOORE (Aust/nsw)*
Crt/Time			Crt/Time	11/9, 7/11, 11/5, 11/6		Crt/Time	11/6, 11/3, 11/7		Crt/Time	11/8, 11/6, 11/9			
13	Bye	0	5	Derek MAPOLI (Aust)	1	7	2-Alex FENWICK (Aust/nsw)	3	8	Colin MOORE (Aust/nsw)*	3	8	Mark FAWCETT (Aust)
5	Derek MAPOLI (Aust)	3	9	Glenn ANSLOW (Aust/nsw)*	3	8	Colin MOORE (Aust/nsw)*	3	9	Glenn ANSLOW (Aust/nsw)*	3	9	Glenn ANSLOW (Aust/nsw)*
Crt/Time			Crt/Time			Crt/Time			Crt/Time				
12	Bye	0	10	Bye	0	10	Bye	0	10	Bye	0	10	Bye
6	Mark FAWCETT (Aust)	3	11	Bye	3	11	Bye	3	11	Bye	3	11	Bye
Crt/Time			Crt/Time			Crt/Time			Crt/Time				
11	Bye	0	12	Bye	0	12	Bye	0	12	Bye	0	12	Bye
7	Garry WILSON (Aust)	3	13	Bye	3	13	Bye	3	13	Bye	3	13	Bye
Crt/Time			Crt/Time			Crt/Time			Crt/Time				
10	Bye	0	14	Bye	0	14	Bye	0	14	Bye	0	14	Bye
8	Glen Anslow (Aust)	0	15	Bye	3	15	Bye	3	15	Bye	3	15	Bye
Crt/Time	11/2, 11/2, 11/2 (For)		Crt/Time			Crt/Time			Crt/Time				

MEN 45-49 B

Squash Draw

10-Oct-09

Round 1			Round 2			Round 3			Round 4			Round 5			Final Ranking	
Position	Name	Score	Name	Score	Name	Score	Name	Score	Name	Score	Name	Score	Rank	Name		
1	1-Michael D'SOUZA (AUST/NSW)	3	1-Michael D'SOUZA (AUST/NSW)	3	1-Michael D'SOUZA (AUST/NSW)	3	1-Michael D'SOUZA (AUST/NSW)	0	1-Michael D'SOUZA (AUST/NSW)	0	1-Michael BRODRICK (AUST/NSW)	2	1	3-Ian KATZ (AUST/NSW)		
	Crt/Time		Crt/Time	11/6, 11/8, 11/6	Crt/Time	11/9, 11/6, 11/3	Crt/Time	11/6, 12/10, 11/4	Crt/Time	5/11, 9/11, 11/9, 12/10, 11/9				Final		
32	Bye	0	16-Bryce PHILLIPS (NZEALAND)	0	8-Chris LLOYD (AUST/NSW)	0	4-Michael BRODRICK (AUST/NSW)	3	2-3-Ian KATZ (AUST/NSW)	3	2-Michael BRODRICK (AUST/NSW)					
2	2-Gordon BRICE (AUST)	3	2-Gordon BRICE (AUST)	2	2-Marc DUSSAULT (AUST/NSW)	3	2-Marc DUSSAULT (AUST/NSW)	2	3-Marc DUSSAULT (AUST/NSW)	0	3-1-Michael D'SOUZA (AUST/NSW)					
	Crt/Time		Crt/Time	4/11, 11/7, 11/8, 10/12, 11/8	Crt/Time	11/6, 11/9, 9/11, 4/11, 11/6	Crt/Time	12/10, 8/11, 11/9, 7/11, 11/7	Crt/Time	12/10, 15/13, 11/9						
31	Bye	0	15-Marc DUSSAULT (AUST/NSW)	3	7-7-Sven BJORNSSON (AUST/NSW)	2	3-3-Ian KATZ (AUST/NSW)	3	4-1-Michael D'SOUZA (AUST/NSW)	3	4-Marc DUSSAULT (AUST/NSW)					
3	3-Ian KATZ (AUST/NSW)	3	3-3-Ian KATZ (AUST/NSW)	3	3-3-Ian KATZ (AUST/NSW)	3	5-5-Ross TELFER (AUST/NSW)	3	5-5-Ross TELFER (AUST/NSW)	3	5-5-Ross TELFER (AUST/NSW)					
	Crt/Time		Crt/Time	11/2, 11/3, 11/4	Crt/Time	11/6, 6/11, 11/7, 10/12, 11/6	Crt/Time	11/5, 8/11, 11/13, 11/9, 12/10	Crt/Time	11/9, 6/11, 8/11, 11/8, 14/12						
30	Bye	0	14-Takatomo HINATA (JAPAN)	0	6-Lew SCHNEIDER (AUST)	2	8-Chris LLOYD (AUST/NSW)	2	6-7-Sven BJORNSSON (AUST/NSW)	2	6-7-Sven BJORNSSON (AUST/NSW)					
4	4-Peter CHANG (AUST/NSW)	3	4-4-Peter CHANG (AUST/NSW)	1	4-Michael BRODRICK (AUST/NSW)	3	6-Lew SCHNEIDER (AUST)	0	7-Lew SCHNEIDER (AUST)	0	7-Chris LLOYD (AUST/NSW)					
	Crt/Time		Crt/Time	12/10, 11/4, 7/11, 11/9	Crt/Time	11/9, 11/6, 11/4	Crt/Time	11/2, 11/2, 11/2 (For)	Crt/Time	11/2, 11/2, 11/2 (For)						
29	Bye	0	13-Michael BRODRICK (AUST/NSW)	3	5-5-Ross TELFER (AUST/NSW)	0	7-7-Sven BJORNSSON (AUST/NSW)	3	8-Chris LLOYD (AUST/NSW)	3	8-Lew SCHNEIDER (AUST)					
5	5-Ross TELFER (AUST/NSW)	3	5-5-Ross TELFER (AUST/NSW)	3	9-8-Jerome VUILLERMOZ (NEW CALEDONIA)	0	9-Bryce PHILLIPS (NZEALAND)	2	9-4-Peter CHANG (AUST/NSW)	3	9-4-Peter CHANG (AUST/NSW)					
	Crt/Time		Crt/Time	13/11, 10/12, 11/6, 11/8	Crt/Time	11/5, 11/4, 11/4	Crt/Time	5/11, 5/11, 11/8, 11/4, 11/7	Crt/Time	8/11, 11/13, 11/7, 11/8, 11/8						
28	Bye	0	12-Brian CADY (AUST/NSW)	1	16-Bryce PHILLIPS (NZEALAND)	3	12-4-Peter CHANG (AUST/NSW)	3	10-6-Harry TANA (NZEALAND)	2	10-6-Harry TANA (NZEALAND)					
6	6-Harry TANA (NZEALAND)	3	6-6-Harry TANA (NZEALAND)	1	10-Craig WALSH (AUST)	1	10-2-Gordon BRICE (AUST)	1	11-2-Gordon BRICE (AUST)	3	11-2-Gordon BRICE (AUST)					
	Crt/Time		Crt/Time	14/12, 3/11, 11/6, 11/8	Crt/Time	11/1, 6/11, 11/6, 11/8	Crt/Time	11/8, 11/9, 4/11, 11/9	Crt/Time	11/6, 11/8, 11/4						
27	Bye	0	11-Lew SCHNEIDER (AUST)	3	15-2-Gordon BRICE (AUST)	3	11-6-Harry TANA (NZEALAND)	3	12-Bryce PHILLIPS (NZEALAND)	0	12-Bryce PHILLIPS (NZEALAND)					
7	7-Sven BJORNSSON (AUST/NSW)	3	7-7-Sven BJORNSSON (AUST/NSW)	3	11-6-Harry TANA (NZEALAND)	3	13-Brian CADY (AUST/NSW)	0	13-8-Jerome VUILLERMOZ (NEW CALEDONIA)	1	13-Craig WALSH (AUST)					
	Crt/Time		Crt/Time	11/8, 6/11, 12/10, 11/13, 16/11	Crt/Time	11/2, 11/4, 11/3	Crt/Time	11/8, 11/5, 11/7	Crt/Time	3/11, 11/7, 11/6, 11/4						
26	Bye	0	10-Craig WALSH (AUST)	2	14-Takatomo HINATA (JAPAN)	0	16-8-Jerome VUILLERMOZ (NEW CALEDONIA)	3	14-Craig WALSH (AUST)	3	14-8-Jerome VUILLERMOZ (NEW CALEDONIA)					
8	8-Jerome VUILLERMOZ (NEW CALEDONIA)	3	8-8-Jerome VUILLERMOZ (NEW CALEDONIA)	2	12-Brian CADY (AUST/NSW)	0	14-Takatomo HINATA (JAPAN)	0	15-Takatomo HINATA (JAPAN)	0	15-Brian CADY (AUST/NSW)					
	Crt/Time		Crt/Time	8/11, 11/3, 8/11, 11/9, 11/8	Crt/Time	11/7, 11/9, 11/8	Crt/Time	11/4, 11/7, 11/2	Crt/Time	11/2, 11/4, 11/9						
25	Anton ENUS (AUST)	0	9-Chris LLOYD (AUST/NSW)	3	13-4-Peter CHANG (AUST/NSW)	3	15-Craig WALSH (AUST)	3	16-Brian CADY (AUST/NSW)	3	16-Takatomo HINATA (JAPAN)					
9	9-Chris LLOYD (AUST/NSW)	3	17-Simon DORAHY (AUST/NSW)	3	17-Simon DORAHY (AUST/NSW)		17-Simon DORAHY (AUST/NSW)	0	17-Craig SHERWOOD (AUST)	2	17-Jean-Pierre BATAILLE (NEW CALEDONIA)					
	Crt/Time		Crt/Time	11/4, 5/11, 14/12, 11/7	Crt/Time	309 - TUES 11:00	Crt/Time	11/2, 11/2, 11/2 (For)	Crt/Time	7/11, 11/5, 4/11, 11/8, 11/9						
24	Craig SPROULL (NZEALAND)	1	26-Bye	0	21-Merv SCOLES (NZEALAND)		20-Craig SHERWOOD (AUST)	3	18-Jean-Pierre BATAILLE (NEW CALEDONIA)	3	18-Craig SHERWOOD (AUST)					
10	Craig WALSH (AUST)	3	18-Jean-Pierre BATAILLE (NEW CALEDONIA)	3	18-Jean-Pierre BATAILLE (NEW CALEDONIA)	3	18-Jean-Pierre BATAILLE (NEW CALEDONIA)	3	19-Craig SPROULL (NZEALAND)	3	19-Craig SPROULL (NZEALAND)					
	Crt/Time		Crt/Time	11/2, 11/3, 11/6	Crt/Time	11/2, 11/2, 11/2 (For)	Crt/Time	11/8, 9/11, 14/16, 11/9, 11/8	Crt/Time	8/11, 11/7, 11/5, 11/9	Crt/Time	11/2, 11/2, 11/2 (For)				
23	Michael DE NARDI (AUST/ACT)	0	25-Anton ENUS (AUST)	0	20-Craig SHERWOOD (AUST)	2	19-Craig SPROULL (NZEALAND)	1	20-Simon DORAHY (AUST/NSW)	0	20-Simon DORAHY (AUST/NSW)					
11	Tim CARRICK (AUST/NSW)	2	19-Philippe CAISSO (NEW CALEDONIA)	0	19-Craig SPROULL (NZEALAND)	3	21-Merv SCOLES (NZEALAND)		21-Merv SCOLES (NZEALAND)	0	21-Tim CARRICK (AUST/NSW)					
	Crt/Time		Crt/Time	11/2, 11/2, 11/2 (For)	Crt/Time	12/10, 11/6, 11/4	Crt/Time	411 - TUE-14:00-8	Crt/Time	11/3, 11/6, 11/6						
22	Lew SCHNEIDER (AUST)	3	24-Craig SPROULL (NZEALAND)	3	22-Tim CARRICK (AUST/NSW)	0	23-Michael DE NARDI (AUST/ACT)	3	22-Tim CARRICK (AUST/NSW)	3	22-Merv SCOLES (NZEALAND)					
12	Merv SCOLES (NZEALAND)	1	20-Craig SHERWOOD (AUST)	3	23-Michael DE NARDI (AUST/ACT)	3	22-Tim CARRICK (AUST/NSW)	3	23-Michael DE NARDI (AUST/ACT)	3	23-Michael DE NARDI (AUST/ACT)					
	Crt/Time		Crt/Time	11/5, 11/1, 9/11, 11/3	Crt/Time	11/6, 11/7, 6/11, 11/4	Crt/Time	11/2, 11/2, 11/2 (For)	Crt/Time	11/2, 11/2, 11/2 (For)						
21	Brian CADY (AUST/NSW)	3	22-Tim CARRICK (AUST/NSW)	1	25-Anton ENUS (AUST)	0	26-Bye	0	24-Philippe CAISSO (NEW CALEDONIA)	0	24-Philippe CAISSO (NEW CALEDONIA)					
13	Michael BRODRICK (AUST/NSW)	3	21-Merv SCOLES (NZEALAND)	3	24-Philippe CAISSO (NEW CALEDONIA)	3	24-Philippe CAISSO (NEW CALEDONIA)	3	25-Anton ENUS (AUST)	3	25-Anton ENUS (AUST)					
	Crt/Time		Crt/Time	11/9, 11/5, 9/11, 11/7	Crt/Time	5/11, 12/10, 11/7, 11/6	Crt/Time	11/2, 11/2, 11/2 (For)	Crt/Time							
20	Craig SHERWOOD (AUST)	1	23-Michael DE NARDI (AUST/ACT)	1	26-Bye	0	25-Anton ENUS (AUST)	0	26-Bye	0	26-Bye					
14	Philippe CAISSO (NEW CALEDONIA)	0	27-Bye	3	27-Bye	3	27-Bye	3	27-Bye	3	27-Bye					
	Crt/Time		Crt/Time	11/2, 11/2, 11/2 (For)	Crt/Time		Crt/Time		Crt/Time							
19	Takatomo HINATA (JAPAN)	3	28-Bye	0	28-Bye	0	28-Bye	0	28-Bye	0	28-Bye					
15	Marc DUSSAULT (AUST/NSW)	3	29-Bye	3	29-Bye	3	29-Bye	3	29-Bye	3	29-Bye					
	Crt/Time		Crt/Time		Crt/Time		Crt/Time		Crt/Time							
18	Jean-Pierre BATAILLE (NEW CALEDONIA)	1	30-Bye	0	30-Bye	0	30-Bye	0	30-Bye	0	30-Bye					

Squash
Mens Final Standings
Thursday 15th October 2009



MEN 45-49 OPEN

Squash Draw

10-Oct-09

Round 1			Round 2			Round 3			Round 4			Final Ranking	
Position	Name	Score		Name	Score		Name	Score		Name	Score	Rank	Name
1	1-Trevor WILKINSON (Sth Africa)	3	1	1-Trevor WILKINSON (Sth Africa)	3	1	1-Trevor WILKINSON (Sth Africa)	3	1	1-Trevor WILKINSON (Sth Africa)	3	1	1-Trevor WILKINSON (Sth Africa)
Crt/Time			Crt/Time	11/0, 11/4, 11/8		Crt/Time	11/3, 11/4, 11/1		Crt/Time	11/6, 11/8, 11/8			Final
16	Bye	0	8	Russell HYDE (United Arab Emirates)	0	4	John VAN HEESWIJK (Sth Africa)	0	2	2-Warren MILLER (Aust)	0	2	2-Warren MILLER (Aust)
2	2-Warren MILLER (Aust)	3	2	2-Warren MILLER (Aust)	3	2	2-Warren MILLER (Aust)	3	3	3-Dale ROBBINS (Aust/qld)	0	3	John VAN HEESWIJK (Sth Africa)
Crt/Time			Crt/Time	11/8, 11/3, 11/3		Crt/Time	12/14, 11/3, 11/3, 11/4		Crt/Time	11/2, 11/2, 11/2 (For)			
15	Bye	0	7	Chris CARTER (Aust)	0	3	3-Dale ROBBINS (Aust/qld)	1	4	John VAN HEESWIJK (Sth Africa)	3	4	3-Dale ROBBINS (Aust/qld)
3	3-Dale ROBBINS (Aust/qld)	3	3	3-Dale ROBBINS (Aust/qld)	3	5	4-Malcolm MC CLARTY (IRELAND)	3	5	4-Malcolm MC CLARTY (IRELAND)	0	5	Andre MAUR (USA)
Crt/Time	11/5, 11/7, 11/9		Crt/Time	12/10, 11/2, 11/7		Crt/Time	3/11, 9/11, 11/5, 11/7, 11/7		Crt/Time	11/8, 11/8, 12/10			
14	John PAPANGELIS (AUST/NSW)	0	6	Andre MAUR (USA)	0	8	Russell HYDE (United Arab Emirates)	2	6	Andre MAUR (USA)	3	6	4-Malcolm MC CLARTY (IRELAND)
4	4-Malcolm MC CLARTY (IRELAND)	3	4	4-Malcolm MC CLARTY (IRELAND)	0	6	Andre MAUR (USA)	3	7	Chris CARTER (Aust)	3	7	Chris CARTER (Aust)
Crt/Time	11/8, 11/6, 11/2		Crt/Time	16/14, 11/3, 11/8		Crt/Time	7/11, 12/10, 6/11, 11/9, 11/4		Crt/Time	11/2, 11/2, 11/2 (For)			
13	Victor HOLUBINSKYJ (Aust/nsw)	0	5	John VAN HEESWIJK (Sth Africa)	3	7	Chris CARTER (Aust)	2	8	Russell HYDE (United Arab Emirates)	0	8	Russell HYDE (United Arab Emirates)
5	John VAN HEESWIJK (Sth Africa)	3	9	Craig GARTLACHER (Aust/nsw)	0	9	John PAPANGELIS (AUST/NSW)	0	9	Mikael PAULSSON (Sweden)	3	9	Mikael PAULSSON (Sweden)
Crt/Time	11/6, 11/6, 11/4		Crt/Time	11/2, 11/2, 11/2 (For)		Crt/Time	11/3, 11/8, 11/9		Crt/Time	11/2, 11/2, 11/2 (For)			
12	David OSIE (Aust/nsw)	0	14	John PAPANGELIS (AUST/NSW)	3	11	Mikael PAULSSON (Sweden)	3	10	Mark WINSOR (Aust/nsw)	0	10	Mark WINSOR (Aust/nsw)
6	Andre MAUR (USA)	3	10	Mark WINSOR (Aust/nsw)	3	10	Mark WINSOR (Aust/nsw)	3	11	John PAPANGELIS (AUST/NSW)	1	11	Victor HOLUBINSKYJ (Aust/nsw)
Crt/Time	11/6, 11/8, 11/5		Crt/Time	11/2, 11/2, 11/2 (For)		Crt/Time	11/2, 11/2, 11/2 (For)		Crt/Time	11/9, 12/10, 4/11, 11/8			
11	Mikael PAULSSON (Sweden)	0	12	David OSIE (Aust/nsw)	0	14	Craig GARTLACHER (Aust/nsw)	0	12	Victor HOLUBINSKYJ (Aust/nsw)	3	12	John PAPANGELIS (AUST/NSW)
7	Chris CARTER (Aust)	3	11	Mikael PAULSSON (Sweden)	3	12	David OSIE (Aust/nsw)	0	13	David OSIE (Aust/nsw)		13	
Crt/Time	11/9, 11/7, 11/0		Crt/Time	9/11, 13/11, 11/13, 11/7, 13/11		Crt/Time	11/2, 11/2, 11/2 (For)		Crt/Time	407 - WED-16:30-7			
10	Mark WINSOR (Aust/nsw)	0	13	Victor HOLUBINSKYJ (Aust/nsw)	2	13	Victor HOLUBINSKYJ (Aust/nsw)	3	14	Craig GARTLACHER (Aust/nsw)		14	
8	Russell HYDE (United Arab Emirates)	3	15	Bye	3	15	Bye	3	15	Bye	3	15	Bye
Crt/Time	11/2, 11/2, 11/2 (For)		Crt/Time			Crt/Time			Crt/Time				

Squash
Mens Final Standings
Thursday 15th October 2009



MEN 40-44 C

Squash Draw

Name	1	2	3	4	5	6	7	8	Final Placings
	MADU	DAVIS	HODSON	AMES	PARRELLO	VERON	MCLEAN		
1-Bruce MADU (CANADA) 1		3-0 Match 121	WED-09:30-1 3-0 Match 118	TUE-12:30-7 3-1 Match 115	SAT-17:30-4 3-0 Match 112	SUN-11:30-6 1-3 Match 109	SAT-09:00-7 0-3 Match 104		3
2-Richie DAVIS (AUST/NSW) 2	0-3 Match 121		SUN-11:30-9 0-3 Match 114	0-3 Match 117	TUE-12:30-8 0-3 Match 108	3-0 Match 105	MON-14:30-9 0-3 Match 101		7
3-Grant HODSON (AUST/QLD) 3	WED-09:30-1 0-3 Match 118	SUN-11:30-9 3-0 Match 114		3-1 Match 120	SAT-11:30-9 3-1 Match 106	MON-14:30-8 0-3 Match 102	TUE-12:30-9 0-3 Match 111		4
4-Nick AMES (AUST/NSW) 4	TUE-12:30-7 1-3 Match 115	3-0 Match 117	1-3 Match 120		MON-14:00-9 1-3 Match 103	SAT-18:00-9 0-3 Match 110	SAT-12:00-9 0-3 Match 107		6
Chris PARRELLO (AUST/NSW) 5	SAT-17:30-4 0-3 Match 112	TUE-12:30-8 3-0 Match 108	SAT-11:30-9 1-3 Match 106	MON-14:00-9 3-1 Match 103		WED-09:30-3 0-3 Match 119	MON-08:30-8 0-3 Match 116		5
Stuart VERON (AUST/NSW) 6	SUN-11:30-6 3-1 Match 109	0-3 Match 105	MON-14:30-8 3-0 Match 102	SAT-18:00-9 3-0 Match 110	WED-09:30-3 3-0 Match 119		WED-17:30-9 3-0 Match 113		2
Brian MCLEAN (CANADA) 7	SAT-09:00-7 3-0 Match 104	MON-14:30-9 3-0 Match 101	TUE-12:30-9 3-0 Match 111	SAT-12:00-9 3-0 Match 107	MON-08:30-8 3-0 Match 116	WED-17:30-9 0-3 Match 113			1

MEN 40-44 B

Squash Draw

Round 1			Round 2			Round 3			Round 4			Round 5			Final Ranking	
Position	Name	Score	Position	Name	Score	Position	Name	Score	Position	Name	Score	Position	Name	Score	Rank	Name
1	1-Stephen DOWNS (AUST/WA)	3	1	1-Stephen DOWNS (AUST/WA)	0	1	Barry DAVIS (AUST)	3	1	Barry DAVIS (AUST)	0	1	Sean HORTON (CANADA)	3	1	Sean HORTON (CANADA)
Crt/Time			Crt/Time	11/8, 17/15, 11/6		Crt/Time	6/11, 8/11, 11/3, 11/8, 11/7		Crt/Time	11/5, 11/8, 11/5		Crt/Time	11/4, 11/4, 11/4			Final
32	Bye	0	16	Barry DAVIS (AUST)	3	8	Sebastian FONTANA (URUGUAY)	2	4	Sean HORTON (CANADA)	3	2	6-Sjet VAN DER HEIJDEN (NETHERLANDS)	0	2	6-Sjet VAN DER HEIJDEN (NETHERLANDS)
2	2-Jim MARINOS (AUST/NSW)	3	2	2-Jim MARINOS (AUST/NSW)	3	2	2-Jim MARINOS (AUST/NSW)	3	2	2-Jim MARINOS (AUST/NSW)	0	3	2-Jim MARINOS (AUST/NSW)	1	3	Barry DAVIS (AUST)
Crt/Time			Crt/Time	11/3, 11/3, 11/7		Crt/Time	11/3, 11/7, 11/7		Crt/Time	11/7, 11/9, 11/8		Crt/Time	11/4, 10/12, 11/5, 14/12			
31	Bye	0	15	Bruce CLIFF (AUST)	0	7	7-David ROWLANDS (AUST/NSW)	0	3	6-Sjet VAN DER HEIJDEN (NETHERLANDS)	3	4	Barry DAVIS (AUST)	3	4	2-Jim MARINOS (AUST/NSW)
3	3-Steve HAFEY (AUST/NSW)	3	3	3-Steve HAFEY (AUST/NSW)	3	3	3-Steve HAFEY (AUST/NSW)	0	5	5-Christopher GIUFFRE (CANADA)	0	5	Sebastian FONTANA (URUGUAY)	0	5	3-Steve HAFEY (AUST/NSW)
Crt/Time			Crt/Time	11/3, 11/3, 11/7		Crt/Time	11/3, 11/2, 11/5		Crt/Time	11/2, 11/9, 11/7		Crt/Time	11/6, 11/6, 11/9			
30	Bye	0	14	David BLACK (AUST)	0	6	6-Sjet VAN DER HEIJDEN (NETHERLANDS)	3	8	Sebastian FONTANA (URUGUAY)	3	6	3-Steve HAFEY (AUST/NSW)	3	6	Sebastian FONTANA (URUGUAY)
4	4-Chris HEATH (AUST/NSW)	3	4	4-Chris HEATH (AUST/NSW)	1	4	Sean HORTON (CANADA)	3	6	3-Steve HAFEY (AUST/NSW)	3	7	7-David ROWLANDS (AUST/NSW)	3	7	7-David ROWLANDS (AUST/NSW)
Crt/Time			Crt/Time	11/9, 12/14, 11/4, 11/0		Crt/Time	11/4, 11/3, 11/5		Crt/Time	8/11, 8/11, 11/7, 11/3, 11/6		Crt/Time	11/2, 11/2, 11/2 (For)			
29	Bye	0	13	Sean HORTON (CANADA)	3	5	5-Christopher GIUFFRE (CANADA)	0	7	7-David ROWLANDS (AUST/NSW)	2	8	5-Christopher GIUFFRE (CANADA)	0	8	5-Christopher GIUFFRE (CANADA)
5	5-Christopher GIUFFRE (CANADA)	3	5	5-Christopher GIUFFRE (CANADA)	3	9	8-Ron IVERSON (AUST/NSW)	1	9	1-Stephen DOWNS (AUST/WA)	0	9	4-Chris HEATH (AUST/NSW)	3	9	4-Chris HEATH (AUST/NSW)
Crt/Time			Crt/Time	11/6, 16/14, 5/11, 11/8		Crt/Time	11/8, 11/1, 8/11, 11/9		Crt/Time	11/5, 13/11, 12/10		Crt/Time	11/5, 13/11, 11/6			
28	Bye	0	12	David MACE (AUST/NSW)	1	16	1-Stephen DOWNS (AUST/WA)	3	12	4-Chris HEATH (AUST/NSW)	3	10	Tony NEWPORT (AUST/NSW)	0	10	Tony NEWPORT (AUST/NSW)
6	6-Sjet VAN DER HEIJDEN (NETHERLANDS)	3	6	6-Sjet VAN DER HEIJDEN (NETHERLANDS)	3	10	Fred KERBRAT (NEW CALEDONIA)	3	10	Fred KERBRAT (NEW CALEDONIA)	1	11	Fred KERBRAT (NEW CALEDONIA)	0	11	1-Stephen DOWNS (AUST/WA)
Crt/Time			Crt/Time	11/9, 11/4, 11/5		Crt/Time	5/11, 11/4, 11/4, 11/6		Crt/Time	11/9, 2/11, 11/9, 11/9		Crt/Time	13/11, 11/6, 11/3			
27	Bye	0	11	Tony NEWPORT (AUST/NSW)	0	15	Bruce CLIFF (AUST)	1	11	Tony NEWPORT (AUST/NSW)	3	12	1-Stephen DOWNS (AUST/WA)	3	12	Fred KERBRAT (NEW CALEDONIA)
7	7-David ROWLANDS (AUST/NSW)	3	7	7-David ROWLANDS (AUST/NSW)	3	11	Tony NEWPORT (AUST/NSW)	3	13	David MACE (AUST/NSW)	0	13	8-Ron IVERSON (AUST/NSW)	3	13	8-Ron IVERSON (AUST/NSW)
Crt/Time			Crt/Time	6/11, 13/11, 11/2, 11/7		Crt/Time	11/5, 11/6, 11/6		Crt/Time	11/6, 11/9, 11/9		Crt/Time	11/1, 13/11, 3/11, 12/10			
26	Bye	0	10	Fred KERBRAT (NEW CALEDONIA)	1	14	David BLACK (AUST)	0	16	8-Ron IVERSON (AUST/NSW)	3	14	Darron LANE (AUST/NSW)	1	14	Darron LANE (AUST/NSW)
8	8-Ron IVERSON (AUST/NSW)	3	8	8-Ron IVERSON (AUST/NSW)	0	12	David MACE (AUST/NSW)	0	14	David BLACK (AUST)	0	15	Bruce CLIFF (AUST)	0	15	David MACE (AUST/NSW)
Crt/Time			Crt/Time	11/8, 11/9, 11/4		Crt/Time	11/8, 11/7, 11/8		Crt/Time	11/5, 11/2, 11/6		Crt/Time	11/7, 11/7, 11/6			
25	Bye	0	9	Sebastian FONTANA (URUGUAY)	3	13	4-Chris HEATH (AUST/NSW)	3	17	Darron LANE (AUST/NSW)	3	16	David MACE (AUST/NSW)	3	16	Bruce CLIFF (AUST)
9	Sebastian FONTANA (URUGUAY)	3	17	Darron LANE (AUST/NSW)	3	17	Darron LANE (AUST/NSW)	3	15	Bruce CLIFF (AUST)	3	17	David BLACK (AUST)	3	17	David BLACK (AUST)
Crt/Time			Crt/Time			Crt/Time	11/2, 11/2, 11/2 (For)		Crt/Time	11/2, 11/2, 11/2 (For)		Crt/Time	11/2, 11/2, 11/2 (For)			
24	Bye	0	20	Bye	0	18	Neil SPREITZER (AUST/NSW)	0	18	Neil SPREITZER (AUST/NSW)	0	18	Neil SPREITZER (AUST/NSW)	0	18	Neil SPREITZER (AUST/NSW)
10	Fred KERBRAT (NEW CALEDONIA)	3	18	Neil SPREITZER (AUST/NSW)	3	19	Bye	3	19	Bye	3	19	Bye	3	19	Bye
Crt/Time			Crt/Time			Crt/Time			Crt/Time			Crt/Time				
23	Bye	0	19	Bye	0	20	Bye	0	20	Bye	0	20	Bye	0	20	Bye
11	Tony NEWPORT (AUST/NSW)	3	21	Bye	3	21	Bye	3	21	Bye	3	21	Bye	3	21	Bye
Crt/Time			Crt/Time			Crt/Time			Crt/Time			Crt/Time				
22	Bye	0	22	Bye	0	22	Bye	0	22	Bye	0	22	Bye	0	22	Bye
12	David MACE (AUST/NSW)	3	23	Bye	3	23	Bye	3	23	Bye	3	23	Bye	3	23	Bye
Crt/Time			Crt/Time			Crt/Time			Crt/Time			Crt/Time				
21	Bye	0	24	Bye	0	24	Bye	0	24	Bye	0	24	Bye	0	24	Bye
13	Sean HORTON (CANADA)	3	25	Bye	3	25	Bye	3	25	Bye	3	25	Bye	3	25	Bye
Crt/Time			Crt/Time			Crt/Time			Crt/Time			Crt/Time				
20	Bye	0	26	Bye	0	26	Bye	0	26	Bye	0	26	Bye	0	26	Bye
14	David BLACK (AUST)	3	27	Bye	3	27	Bye	3	27	Bye	3	27	Bye	3	27	Bye
Crt/Time			Crt/Time			Crt/Time			Crt/Time			Crt/Time				
19	Bye	0	28	Bye	0	28	Bye	0	28	Bye	0	28	Bye	0	28	Bye
15	Neil SPREITZER (AUST/NSW)	0	29	Bye	3	29	Bye	3	29	Bye	3	29	Bye	3	29	Bye
Crt/Time	11/2, 11/2, 11/2 (For)		Crt/Time			Crt/Time			Crt/Time			Crt/Time				
18	Bruce CLIFF (AUST)	3	30	Bye	0	30	Bye	0	30	Bye	0	30	Bye	0	30	Bye
16	Darron LANE (AUST/NSW)	1	31	Bye	0	31	Bye	0	31	Bye	0	31	Bye	0	31	Bye

Squash
Mens Final Standings
Thursday 15th October 2009



MEN 40-44 OPEN

Squash Draw

Name	1	2	3	4	5	6	7	Final Placings
	CRAY	PIGGOTT	RYAN	SANCHEZ	IZZETT	KANELLIS	SHEEDY	
1-Alistair CRAY (AUST) 1		3-0	3-0		3-0	3-0	3-0	1ST 25
2-Garry PIGGOTT (AUST) 2	0-3		1-3		2-3	3-2	3-0	4TH 11
3-Kevin RYAN (AUST) 3	0-3	3-1			3-0	3-0	3-0	2ND 19
4-Pascal SANCHEZ (FRANCE) 4	0-3 Match 115	0-3 Match 117	0-3 Match 120		Match 103	Match 110	Match 107	
Hilton IZZETT (AUST) 5	0-3	3-2	0-3			3-2	3-0	3RD 11
George KANELLIS (AUST) 6	0-3	2-3	0-3		2-3		3-2	5TH 7
Anthony SHEEDY (AUST) 7	0-3	0-3	0-3		0-3	2-3		6TH

Squash
Mens Final Standings
Thursday 15th October 2009



MEN 35-39 C

Squash Draw

Round 1			Round 2			Round 3			Round 4			Final Ranking	
Position	Name	Score		Name	Score		Name	Score		Name	Score	Rank	Name
1	1-Jason KASSES (Aust/nsw)	3	1	1-Jason KASSES (Aust/nsw)	0	1	Aaron MCCALLUM (Aust/nsw)		1	Aaron MCCALLUM (Aust/nsw)	2	1	Wim VAN DER HEIJDEN (Netherlands)
Crt/Time			Crt/Time	11/4, 11/1, 11/5		Crt/Time	13/11, 11/5, 11/7		Crt/Time	11/8, 11/9, 9/11, 10/12, 11/6			Final
16	Bye	0	8	Aaron MCCALLUM (Aust/nsw)	3	4	Alejandro CORREA (Uruguay)		2	Wim VAN DER HEIJDEN (Netherlands)	3	2	Aaron MCCALLUM (Aust/nsw)
2	2-George KEIR (Aust/nsw)	3	2	2-George KEIR (Aust/nsw)	0	2	Wim VAN DER HEIJDEN (Netherlands)		3	3-Adam PRICE (Aust/nsw)	0	3	Alejandro CORREA (Uruguay)
Crt/Time			Crt/Time	11/2, 11/3, 11/3		Crt/Time	11/5, 11/6, 11/4		Crt/Time	13/11, 11/8, 12/10			
15	Bye	0	7	Wim VAN DER HEIJDEN (Netherlands)	3	3	3-Adam PRICE (Aust/nsw)		4	Alejandro CORREA (Uruguay)	3	4	3-Adam PRICE (Aust/nsw)
3	3-Adam PRICE (Aust/nsw)	3	3	3-Adam PRICE (Aust/nsw)	3	5	4-Brad SPARROW (Aust/nsw)		5	Steve WAYNE (0)	3	5	Steve WAYNE (0)
Crt/Time			Crt/Time	11/5, 11/0, 11/6		Crt/Time	11/6, 10/12, 11/3, 11/6		Crt/Time	11/2, 11/2, 11/2 (For)			
14	Bye	0	6	Heung LAW (Aust/nsw)	0	9	Steve WAYNE (0)		6	2-George KEIR (Aust/nsw)	0	6	2-George KEIR (Aust/nsw)
4	4-Brad SPARROW (Aust/nsw)	3	4	4-Brad SPARROW (Aust/nsw)	0	6	Heung LAW (Aust/nsw)		7	Heung LAW (Aust/nsw)	1	7	1-Jason KASSES (Aust/nsw)
Crt/Time			Crt/Time	11/6, 11/1, 11/9		Crt/Time	11/9, 12/10, 7/11, 11/9		Crt/Time	11/8, 11/7, 8/11, 11/7			
13	Bye	0	5	Alejandro CORREA (Uruguay)	3	7	2-George KEIR (Aust/nsw)		8	1-Jason KASSES (Aust/nsw)	3	8	Heung LAW (Aust/nsw)
5	Alejandro CORREA (Uruguay)	3	9	Lee HARTLEY (Aust/maash)	1	8	1-Jason KASSES (Aust/nsw)		9	4-Brad SPARROW (Aust/nsw)	3	9	4-Brad SPARROW (Aust/nsw)
Crt/Time			Crt/Time	9/11, 11/2, 11/2, 11/2		Crt/Time	11/2, 11/2, 11/2 (For)		Crt/Time	11/2, 11/2, 11/2 (For)			
12	Bye	0	10	Steve WAYNE (0)	3	10	Lee HARTLEY (Aust/maash)		10	Lee HARTLEY (Aust/maash)	0	10	Lee HARTLEY (Aust/maash)
6	Heung LAW (Aust/nsw)	3	11	Bye	3	11	Bye	3	11	Bye	3	11	Bye
Crt/Time			Crt/Time			Crt/Time			Crt/Time				
11	Bye	0	12	Bye	0	12	Bye	0	12	Bye	0	12	Bye
7	Wim VAN DER HEIJDEN (Netherlands)	3	13	Bye	3	13	Bye	3	13	Bye	3	13	Bye
Crt/Time	11/4, 11/7, 11/2		Crt/Time			Crt/Time			Crt/Time				
10	Steve WAYNE (0)	0	14	Bye	0	14	Bye	0	14	Bye	0	14	Bye
8	Lee HARTLEY (Aust/maash)	0	15	Bye	3	15	Bye	3	15	Bye	3	15	Bye
Crt/Time	11/1, 11/3, 11/2		Crt/Time			Crt/Time			Crt/Time				

Squash
Mens Final Standings
Thursday 15th October 2009



MEN 35-39 B

Squash Draw

10-Oct-09

Round 1			Round 2			Round 3			Final Ranking	
Seed	Name	Score	Name	Score	Name	Score	Rank	Name		
1	1-Royston SKINNER (AUST/NSW)	2	1 Simon TAYLOR (AUST)	3	1 Simon TAYLOR (AUST)	3	1	Simon TAYLOR (AUST)		
Crt/Time	11/5, 11/5, 5/11, 7/11, 11/8		Crt/Time	11/7, 11/5, 9/11, 11/8	Crt/Time	11/6, 11/7, 11/4			Final	
8	Simon TAYLOR (AUST)	3	4 Stephane DIGUET (FRANCE)	1	2 3-Jean-Marie BALCON (NEW CALEDONIA)	0	2	3-Jean-Marie BALCON (NEW CALEDONIA)		
4	4-Ken YEH (AUSTRALIA)	1	2 2-Alvaro SANCHEZ PEREZ (URUGUAY)	0	3 2-Alvaro SANCHEZ PEREZ (URUGUAY)	1	3	Stephane DIGUET (FRANCE)		
Crt/Time	11/9, 12/4, 10/12, 11/8		Crt/Time	11/6, 13/11, 11/9	Crt/Time	8/11, 11/6, 11/3, 11/6				
5	Stephane DIGUET (FRANCE)	3	3 3-Jean-Marie BALCON (NEW CALEDONIA)	3	4 Stephane DIGUET (FRANCE)	3	4	2-Alvaro SANCHEZ PEREZ (URUGUAY)		
3	3-Jean-Marie BALCON (NEW CALEDONIA)	3	5 4-Ken YEH (AUSTRALIA)	0	5 1-Royston SKINNER (AUST/NSW)	3	5	1-Royston SKINNER (AUST/NSW)		
Crt/Time	11/5, 11/6, 11/5		Crt/Time	11/7, 11/7, 12/10	Crt/Time	11/1, 11/6, 11/3				
6	Adrián CORREA (URUGUAY)	0	8 1-Royston SKINNER (AUST/NSW)	3	6 Anthony GLEESON (AUSTRALIA)	0	6	Anthony GLEESON (AUSTRALIA)		
2	2-Alvaro SANCHEZ PEREZ (URUGUAY)	3	6 Adrián CORREA (URUGUAY)	0	7 Adrián CORREA (URUGUAY)	0	7	4-Ken YEH (AUSTRALIA)		
Crt/Time	11/8, 11/7, 6/11, 8/11, 11/8		Crt/Time	11/6, 11/8, 12/10	Crt/Time	11/2, 11/5, 11/6				
7	Anthony GLEESON (AUSTRALIA)	2	7 Anthony GLEESON (AUSTRALIA)	3	8 4-Ken YEH (AUSTRALIA)	3	8	Adrián CORREA (URUGUAY)		

THE WINNER OF EACH MATCH TAKES THE LOWER NUMBER TO THE NEXT ROUND - THE LOSER TAKES THE HIGHER NUMBER.

Squash
Mens Final Standings
Thursday 15th October 2009



MEN 35-39 OPEN

Squash Draw

10-Oct-09

Round 1			Round 2			Round 3			Round 4			Final Ranking	
Position	Name	Score		Name	Score		Name	Score		Name	Score	Rank	Name
1	1-Jeff BOND (Aust)	3	1	1-Jeff BOND (Aust)	3	1	1-Jeff BOND (Aust)	3	1	1-Jeff BOND (Aust)	3	1	1-Jeff BOND (Aust)
Crt/Time			Crt/Time	11/7, 11/3, 11/8		Crt/Time	11/9, 11/6, 11/4		Crt/Time	1/11, 11/2, 11/3, 11/8			Final
16	Bye	0	8	Jay BOLTON (Aust/newc)	0	4	Paul BEDFORD (AUST)	0	2	2-Howie JOHN (Aust)	1	2	2-Howie JOHN (Aust)
2	2-Howie JOHN (Aust)	3	2	2-Howie JOHN (Aust)	3	2	2-Howie JOHN (Aust)	3	3	3-Dave WHITE (Aust)	3	3	3-Dave WHITE (Aust)
Crt/Time			Crt/Time	11/4, 11/9, 11/2		Crt/Time	7/11, 4/11, 11/6, 11/9, 11/8		Crt/Time	11/7, 5/11, 11/9, 9/11, 11/4			
15	Bye	0	7	Martin COLLINS (Aust/nsw)	0	3	3-Dave WHITE (Aust)	2	4	Paul BEDFORD (AUST)	2	4	Paul BEDFORD (AUST)
3	3-Dave WHITE (Aust)	3	3	3-Dave WHITE (Aust)	3	5	4-Brad MCDONALD (Aust /nsw)	3	5	4-Brad MCDONALD (Aust /nsw)	3	5	4-Brad MCDONALD (Aust /nsw)
Crt/Time			Crt/Time	8/11, 11/4, 11/5, 11/7		Crt/Time	11/9, 12/10, 13/15, 11/7		Crt/Time	11/8, 7/11, 11/7, 15/17, 11/9			
14	Bye	0	6	Troy MOUNTFORD (Aust)	1	8	Jay BOLTON (Aust/newc)	1	6	Troy MOUNTFORD (Aust)	2	6	Troy MOUNTFORD (Aust)
4	4-Brad MCDONALD (Aust /nsw)	3	4	4-Brad MCDONALD (Aust /nsw)	0	6	Troy MOUNTFORD (Aust)	3	7	Martin COLLINS (Aust/nsw)	0	7	Jay BOLTON (Aust/newc)
Crt/Time			Crt/Time	11/1, 11/3, 11/3		Crt/Time	11/3, 11/7, 11/8		Crt/Time	12/10, 11/5, 11/9			
13	Bye	0	5	Paul BEDFORD (AUST)	3	7	Martin COLLINS (Aust/nsw)	0	8	Jay BOLTON (Aust/newc)	3	8	Martin COLLINS (Aust/nsw)
5	Matthew WHITE (Aust/nsw)	0	9	Brian JACK (Usa)	1	9	Rob EVERETT (AUST/NSW)	3	9	Rob EVERETT (AUST/NSW)	0	9	Matthew WHITE (Aust/nsw)
Crt/Time	11/3, 11/9, 11/6		Crt/Time	11/9, 12/14, 11/8, 12/10		Crt/Time	11/6, 11/4, 7/11, 2/11, 11/4		Crt/Time	12/10, 11/5, 11/2			
12	Paul BEDFORD (AUST)	3	11	Rob EVERETT (AUST/NSW)	3	12	Weston ROFE (Aust)	2	10	Matthew WHITE (Aust/nsw)	3	10	Rob EVERETT (AUST/NSW)
6	Troy MOUNTFORD (Aust)	3	10	Weston ROFE (Aust)	1	10	Matthew WHITE (Aust/nsw)	3	11	Brian JACK (Usa)	2	11	Weston ROFE (Aust)
Crt/Time	11/3, 11/4, 11/6		Crt/Time	11/7, 11/4, 9/12, 11/7		Crt/Time	11/6, 11/4, 11/5		Crt/Time	11/4, 8/11, 8/11, 11/7, 11/6			
11	Rob EVERETT (AUST/NSW)	0	12	Matthew WHITE (Aust/nsw)	3	11	Brian JACK (Usa)	0	12	Weston ROFE (Aust)	3	12	Brian JACK (Usa)
7	Martin COLLINS (Aust/nsw)	3	13	Bye	3	13	Bye	3	13	Bye	3	13	Bye
Crt/Time	11/7, 11/7, 11/3		Crt/Time			Crt/Time			Crt/Time				
10	Weston ROFE (Aust)	0	14	Bye	0	14	Bye	0	14	Bye	0	14	Bye
8	Brian JACK (Usa)	0	15	Bye	3	15	Bye	3	15	Bye	3	15	Bye
Crt/Time	11/4, 11/8, 11/6		Crt/Time			Crt/Time			Crt/Time				

SQUASH
Thursday 15 October 2009



WOMEN 35-39 OPEN Squash Draw

Name	1	2	3	4	Final Placings
	MURPHY	ABERY	INGLE-OLSON	DAVAA	
1-Peta MURPHY (AUS/NSW) 1		3-0	3-2		1ST
2-Gemma ABERY (AUS/QLD) 2	0-3		0-3		3RD
3-Lyndal INGLE-OLSON (AUS/NSW) 3	2-3	3-0			2ND
4-Munkhtuya DAVAA (MONGOLIA) 4					

SQUASH
Thursday 15 October 2009



WOMEN 35-39 B

Squash Draw

Name	1	2	3	4	5	Final Placings
	HAKH	SAVOIE	MURDOCH	EUGENIA BONILLA	CAR	
1-Max HAKH (CANADA) 1		2-3	0-3	0-3	0-3	
2-Julie SAVOIE (AUS/VICT) 2	3-2		1-3	0-3	0-3	
3-Narelle MURDOCH (NZEALAND) 3	3-0	3-1		0-3	1-3	3RD
4-Maria EUGENIA BONILLA (ARGENTINA) 4	3-0	3-0	3-0		3-2	1ST
Silvina CAR (ARGENTINA) 5	3-0	3-0	3-1	2-3		2ND

SQUASH
Thursday 15 October 2009



WOMEN 35-39 & 40-44 C Squash Draw

Name	1	2	3	4	5	Final Placings
	JACKWITZ	BRINDLEY	GIBSON	BORG (40C)	KIRBYSON (40C)	
1-Pauline JACKWITZ (AUS/NSW) 1		0-3	0-3	3-1	0-3	(35C) 3RD
2-Zulmira BRINDLEY (AUS/NSW) 2	3-0		3-1	3-0	3-2	(35C) 1ST
3-Cindy GIBSON (AUS/NSW) 3	3-0	1-3		3-0	3-0	(35C) 2ND
4-Terese BORG (40C) (AUS/NSW) 4	1-3	0-3	0-3		0-3	(40C) 2ND
Anna KIRBYSON (40C) (CANADA) 5	3-0	2-3	0-3	3-0		(40C) 1ST

SQUASH
Thursday 15 October 2009



WOMEN 40-44 OPEN Squash Draw

Name	1	2	3	4	Final Placings
	FITZ-GERALD	NELSON	BENNETT	KAULYVER	
1-Sarah FITZ-GERALD (AUS /VIC) 1		3-0	3-0	3-0	1ST
2-Sarah NELSON (AUS/NSW) 2	0-3		3-0	3-2	2ND
3-Vanessa BENNETT (AUS/NSW) 3	0-3	0-3		0-3	
4-Clair KAULYVER (SINGAPORE) 4	0-3	2-3	3-0		3RD

SQUASH
Thursday 15 October 2009



WOMEN 40-44 B

10-Oct-09

Round 1			Round 2			Round 3			Round 4			Final Ranking	
Position	Name	Score		Name	Score		Name	Score		Name	Score	Rank	Name
1	1-Tanya BAILEY (Aus/nsw)	3	1	1-Tanya BAILEY (Aus/nsw)	0	1	Janine EEDY (Aus/vict)	3	1	Janine EEDY (Aus/vict)	1	1	Fumiko HARDING (Aus/nsw)
Crt/Time			Crt/Time	11/3, 11/4, 11/3		Crt/Time	11/8, 11/8, 7/11, 11/5		Crt/Time	11/8, 10/12, 11/5, 11/7			Final
16	Bye	0	8	Janine EEDY (Aus/vict)	3	4	4-Véronique BOUREZ (France)	1	2	Fumiko HARDING (Aus/nsw)	3	2	Janine EEDY (Aus/vict)
2	2-Tracey LEE HALL (Aus/nsw)	3	2	2-Tracey LEE HALL (Aus/nsw)	0	2	Fumiko HARDING (Aus/nsw)	3	3	Beth SHAW (Aus/nsw)	3	3	Beth SHAW (Aus/nsw)
Crt/Time			Crt/Time	11/9, 11/7, 11/3		Crt/Time	13/11, 11/3, 11/3		Crt/Time	11/7, 5/11, 11/4, 9/11, 12/10			
15	Bye	0	7	Fumiko HARDING (Aus/nsw)	3	3	Beth SHAW (Aus/nsw)	0	4	4-Véronique BOUREZ (France)	2	4	4-Véronique BOUREZ (France)
3	3-Megan WALTERS (Aus/sydn)	3	3	3-Megan WALTERS (Aus/sydn)	0	5	Megumi HINATA (Japan)	0	5	1-Tanya BAILEY (Aus/nsw)	1	5	2-Tracey LEE HALL (Aus/nsw)
Crt/Time			Crt/Time	11/6, 11/3, 11/5		Crt/Time	11/7, 11/6, 11/7		Crt/Time	11/5, 11/5, 6/11, 11/7			
14	Bye	0	6	Beth SHAW (Aus/nsw)	3	8	1-Tanya BAILEY (Aus/nsw)	3	6	2-Tracey LEE HALL (Aus/nsw)	3	6	1-Tanya BAILEY (Aus/nsw)
4	4-Véronique BOUREZ (France)	3	4	4-Véronique BOUREZ (France)	3	6	3-Megan WALTERS (Aus/sydn)	0	7	3-Megan WALTERS (Aus/sydn)	3	7	3-Megan WALTERS (Aus/sydn)
Crt/Time			Crt/Time	11/3, 11/2, 11/4		Crt/Time	11/4, 11/6, 11/3		Crt/Time	11/6, 11/7, 11/9			
13	Bye	0	5	Megumi HINATA (Japan)	0	7	2-Tracey LEE HALL (Aus/nsw)	3	8	Megumi HINATA (Japan)	0	8	Megumi HINATA (Japan)
5	Megumi HINATA (Japan)	3	9	Vanessa CLARK (Aus/nsw)	3	9	Vanessa CLARK (Aus/nsw)	3	9	Vanessa CLARK (Aus/nsw)	0	9	Kanako YANO (Japan)
Crt/Time			Crt/Time	11/6, 4/11, 11/6, 11/7		Crt/Time			Crt/Time	11/4, 11/8, 11/5			
12	Bye	0	11	Simone PARKINSON (Aust)	1	12	Bye	0	10	Kanako YANO (Japan)	3	10	Vanessa CLARK (Aus/nsw)
6	Beth SHAW (Aus/nsw)	3	10	Kanako YANO (Japan)	3	10	Kanako YANO (Japan)	3	11	Simone PARKINSON (Aust)	3	11	Simone PARKINSON (Aust)
Crt/Time	12/10, 11/4, 11/9		Crt/Time			Crt/Time	11/6, 11/6, 11/3		Crt/Time				
11	Simone PARKINSON (Aust)	0	12	Bye	0	11	Simone PARKINSON (Aust)	0	12	Bye	0	12	Bye
7	Fumiko HARDING (Aus/nsw)	3	13	Bye	3	13	Bye	3	13	Bye	3	13	Bye
Crt/Time	11/8, 11/4, 12/10		Crt/Time			Crt/Time			Crt/Time				

SQUASH
Thursday 15 October 2009



10	Kanako YANO (Japan)	0	14	Bye	0	14	Bye	0	14	Bye	0	14	Bye
8	Vanessa CLARK (Aus/nsw)	0	15	Bye	3	15	Bye	3	15	Bye	3	15	Bye
Crt/Time	11/5, 11/4, 11/2		Crt/Time			Crt/Time			Crt/Time				
9	Janine EEDY (Aus/vict)	3	16	Bye	0	16	Bye	0	16	Bye	0	16	Bye




THE WINNER OF EACH MATCH TAKES THE LOWER NUMBER TO THE NEXT ROUND - THE LOSER TAKES THE HIGHER NUMBER.

SQUASH
Thursday 15 October 2009



WOMEN 45-49 OPEN

10-Oct-09

Round 1			Round 2			Round 3			Final Ranking	
Seed	Name	Score		Name	Score		Name	Score	Rank	Name
1	1-Sarah GILES (UNITED KINGDOM)	3	1	1-Sarah GILES (UNITED KINGDOM)	0	1	Lindy VARJAVANDI (AUST)	0		1 3-Jo MORGAN (AUST/ACT)
Crt/Time	11/8, 5/11, 3/11, 11/8, 11/6		Crt/Time	11/4, 11/4, 11/4		Crt/Time	11/6, 11/6, 11/8			Final
8	Kathy SUBRAMANIAM (AUS/SA)	2	4	Lindy VARJAVANDI (AUST)	3	2	3-Jo MORGAN (AUST/ACT)	3		2 Lindy VARJAVANDI (AUST)
4	4-Lauren MANKOWITZ (AUS/NSW)	0	2	2-Lorrie BAILDHAM (CANADA)	0	3	2-Lorrie BAILDHAM (CANADA)	3		3 2-Lorrie BAILDHAM (CANADA)
Crt/Time	11/10, 11/6, 11/8		Crt/Time	11/9, 11/7, 11/5		Crt/Time	11/8, 11/8, 11/2			
5	Lindy VARJAVANDI (AUST)	3	3	3-Jo MORGAN (AUST/ACT)	3	4	1-Sarah GILES (UNITED KINGDOM)	0		4 1-Sarah GILES (UNITED KINGDOM)
3	3-Jo MORGAN (AUST/ACT)	3	5	4-Lauren MANKOWITZ (AUS/NSW)	3	5	4-Lauren MANKOWITZ (AUS/NSW)	0		5 Melanie FAITHFULL (AUST/NSW)
Crt/Time	11/5, 11/5, 11/7		Crt/Time	12/10, 13/11, 11/8		Crt/Time	11/8, 11/7, 11/5			
6	Melanie FAITHFULL (AUST/NSW)	0	8	Kathy SUBRAMANIAM (AUS/SA)	0	6	Melanie FAITHFULL (AUST/NSW)	3		6 4-Lauren MANKOWITZ (AUS/NSW)
2	2-Lorrie BAILDHAM (CANADA)	3	6	Melanie FAITHFULL (AUST/NSW)	3	7	Sue TAYLOR (AUS/NSW)	1		7 Kathy SUBRAMANIAM (AUS/SA)
Crt/Time	11/3, 11/5, 11/5		Crt/Time	11/4, 11/7, 11/4		Crt/Time	13/11, 11/6, 10/12, 12/10			
7	Sue TAYLOR (AUS/NSW)	0	7	Sue TAYLOR (AUS/NSW)	0	8	Kathy SUBRAMANIAM (AUS/SA)	3		8 Sue TAYLOR (AUS/NSW)

THE WINNER OF EACH MATCH TAKES THE LOWER NUMBER TO THE NEXT ROUND - THE LOSER TAKES THE HIGHER NUMBER.



SQUASH - Ladies Results FINALS
Thursday 15 October 2009



WOMEN 45-49 B

10-Oct-09

Round 1			Round 2			Round 3			Round 4			Round 5			Final Ranking	
Position	Name	Score		Name	Score		Name	Score		Name	Score		Name	Score	Rank	Name
1	1-Shannon ANDERSON (AUST/QLD)	3	1	1-Shannon ANDERSON (AUST/QLD)	0	1	Sarah CULHANE (AUST/NSW)	3	1	Sarah CULHANE (AUST/NSW)	3	1	Sarah CULHANE (AUST/NSW)	2	1	3-Ines COLL (ARGENTINA)
			Crt/Time	12/10, 11/6, 11/8		Crt/Time	11/5, 11/7, 11/9		Crt/Time	11/6, 11/6, 11/6		Crt/Time	5/11, 11/8, 11/6, 9/11, 11/8			Final
32	Bye	0	16	Sarah CULHANE (AUST/NSW)	3	8	8-Christine FYFE (AUS/WAGGA)	0	4	Karen DOBIE (AUS/NSW)	0	2	3-Ines COLL (ARGENTINA)	3	2	Sarah CULHANE (AUST/NSW)
2	2-Jo MACE (AUST/NSW)	3	2	2-Jo MACE (AUST/NSW)	3	2	2-Jo MACE (AUST/NSW)	0	2	7-Anne TAMATI (NZEALAND)	1	3	7-Anne TAMATI (NZEALAND)	2	3	Karen DOBIE (AUS/NSW)
			Crt/Time	11/1, 11/6, 11/5		Crt/Time	11/8, 11/6, 11/8		Crt/Time	8/11, 11/1, 11/6, 11/6		Crt/Time	5/11, 11/1, 12/10, 5/11, 12/10			
31	Bye	0	15	Ann HASSETT (AUSTRALIA)	0	7	7-Anne TAMATI (NZEALAND)	3	3	3-Ines COLL (ARGENTINA)	3	4	Karen DOBIE (AUS/NSW)	3	4	7-Anne TAMATI (NZEALAND)
3	3-Ines COLL (ARGENTINA)	3	3	3-Ines COLL (ARGENTINA)	3	3	3-Ines COLL (ARGENTINA)	3	5	4-Deborah FLEET (AUS/NSW)	0	5	8-Christine FYFE (AUS/WAGGA)	3	5	8-Christine FYFE (AUS/WAGGA)
			Crt/Time	11/8, 9/11, 11/4, 11/7		Crt/Time	11/2, 11/2, 11/2 (For)		Crt/Time	11/6, 11/2, 11/8		Crt/Time	11/3, 11/3, 10/12, 11/3			
30	Bye	0	14	Alison BUTLER (AUST/WA)	1	6	Deb COLSON (NZEALAND)	0	8	8-Christine FYFE (AUS/WAGGA)	3	6	2-Jo MACE (AUST/NSW)	1	6	2-Jo MACE (AUST/NSW)
4	4-Deborah FLEET (AUS/NSW)	3	4	4-Deborah FLEET (AUS/NSW)	3	4	4-Deborah FLEET (AUS/NSW)	1	6	Deb COLSON (NZEALAND)	0	7	Deb COLSON (NZEALAND)	0	7	4-Deborah FLEET (AUS/NSW)
			Crt/Time	10/12, 11/5, 5/11, 11/8, 11/5		Crt/Time	11/8, 9/11, 11/5, 14/12		Crt/Time	11/2, 11/2, 11/2 (For)		Crt/Time	11/2, 11/2, 11/2 (For)			
29	Bye	0	13	Kay BALDOCK (NZEALAND)	2	5	Karen DOBIE (AUS/NSW)	3	7	2-Jo MACE (AUST/NSW)	3	8	4-Deborah FLEET (AUS/NSW)	3	8	Deb COLSON (NZEALAND)
5	5-Ikuko NODA (JAPAN)	3	5	5-Ikuko NODA (JAPAN)	2	9	Sandra BASSETT (CANADA)	3	9	Sandra BASSETT (CANADA)	3	9	Sandra BASSETT (CANADA)	0	9	Alison BUTLER (AUST/WA)
			Crt/Time	9/11, 11/6, 12/10, 9/11, 11/3		Crt/Time	11/9, 11/7, 11/8		Crt/Time	11/3, 11/4, 11/5		Crt/Time	11/2, 11/2, 11/2 (For)			
28	Bye	0	12	Karen DOBIE (AUS/NSW)	3	16	1-Shannon ANDERSON (AUST/QLD)	0	12	5-Ikuko NODA (JAPAN)	0	10	Alison BUTLER (AUST/WA)	3	10	Sandra BASSETT (CANADA)
6	6-Ros LLOYD (AUS/NSW)	3	6	6-Ros LLOYD (AUS/NSW)	0	10	Sharon REIDY (AUS/NSW)	3	10	Sharon REIDY (AUS/NSW)	1	11	Sharon REIDY (AUS/NSW)	1	11	5-Ikuko NODA (JAPAN)
			Crt/Time	11/5, 17/16, 11/6		Crt/Time	11/6, 11/9, 11/6		Crt/Time	13/11, 8/11, 11/3, 11/2		Crt/Time	8/11, 11/9, 11/8, 11/9			
27	Bye	0	11	Deb COLSON (NZEALAND)	3	15	Ann HASSETT (AUSTRALIA)	0	11	Alison BUTLER (AUST/WA)	3	12	5-Ikuko NODA (JAPAN)	3	12	Sharon REIDY (AUS/NSW)
7	7-Anne TAMATI (NZEALAND)	3	7	7-Anne TAMATI (NZEALAND)	3	11	6-Ros LLOYD (AUS/NSW)	0	13	Kay BALDOCK (NZEALAND)	3	13	Kay BALDOCK (NZEALAND)	0	13	Kathy DONNOLLEY (AUST)
			Crt/Time	11/8, 11/5, 4/11, 4/11, 11/5		Crt/Time	11/7, 11/5, 11/9		Crt/Time	11/5, 11/7, 11/3		Crt/Time	11/5, 11/2, 11/2			
26	Bye	0	10	Sharon REIDY (AUS/NSW)	2	14	Alison BUTLER (AUST/WA)	3	16	1-Shannon ANDERSON (AUST/QLD)	0	14	Kathy DONNOLLEY (AUST)	3	14	Kay BALDOCK (NZEALAND)
8	8-Christine FYFE (AUS/WAGGA)	3	8	8-Christine FYFE (AUS/WAGGA)	3	12	5-Ikuko NODA (JAPAN)	3	14	6-Ros LLOYD (AUS/NSW)	0	15	Ann HASSETT (AUSTRALIA)	3	15	Ann HASSETT (AUSTRALIA)
			Crt/Time	8/11, 11/7, 13/11, 11/3		Crt/Time	11/5, 11/7, 8/11, 11/6		Crt/Time	11/6, 11/5, 11/2		Crt/Time	11/2, 11/2, 11/2 (For)			
25	Bye	0	9	Sandra BASSETT (CANADA)	1	13	Kay BALDOCK (NZEALAND)	1	17	Kathy DONNOLLEY (AUST)	3	16	1-Shannon ANDERSON (AUST/QLD)	0	16	1-Shannon ANDERSON (AUST/QLD)
9	Sandra BASSETT (CANADA)	3	17	Kathy DONNOLLEY (AUST)	3	17	Kathy DONNOLLEY (AUST)	3	15	Ann HASSETT (AUSTRALIA)	3	17	6-Ros LLOYD (AUS/NSW)	3	17	6-Ros LLOYD (AUS/NSW)
			Crt/Time			Crt/Time			Crt/Time			Crt/Time				
24	Bye	0	20	Bye	0	18	Bye	0	18	Bye	0	18	Bye	0	18	Bye
10	Sharon REIDY (AUS/NSW)	3	18	Bye	3	19	Bye	3	19	Bye	3	19	Bye	3	19	Bye
			Crt/Time			Crt/Time			Crt/Time			Crt/Time				
23	Bye	0	19	Bye	0	20	Bye	0	20	Bye	0	20	Bye	0	20	Bye

SQUASH - Ladies Results FINALS
Thursday 15 October 2009



11	Deb COLSON (NZEALAND)	3	21	Bye	3	21	Bye	3	21	Bye	3	21	Bye	3	21	Bye
Crt/Time			Crt/Time			Crt/Time			Crt/Time			Crt/Time				
22	Bye	0	22	Bye	0	22	Bye	0	22	Bye	0	22	Bye	0	22	Bye
12	Karen DOBIE (AUS/NSW)	3	23	Bye	3	23	Bye	3	23	Bye	3	23	Bye	3	23	Bye
Crt/Time			Crt/Time			Crt/Time			Crt/Time			Crt/Time				
21	Bye	0	24	Bye	0	24	Bye	0	24	Bye	0	24	Bye	0	24	Bye
13	Kay BALDOCK (NZEALAND)	3	25	Bye	3	25	Bye	3	25	Bye	3	25	Bye	3	25	Bye
Crt/Time			Crt/Time			Crt/Time			Crt/Time			Crt/Time				
20	Bye	0	26	Bye	0	26	Bye	0	26	Bye	0	26	Bye	0	26	Bye
14	Alison BUTLER (AUST/WA)	3	27	Bye	3	27	Bye	3	27	Bye	3	27	Bye	3	27	Bye
Crt/Time			Crt/Time			Crt/Time			Crt/Time			Crt/Time				
19	Bye	0	28	Bye	0	28	Bye	0	28	Bye	0	28	Bye	0	28	Bye
15	Ann HASSETT (AUSTRALIA)	3	29	Bye	3	29	Bye	3	29	Bye	3	29	Bye	3	29	Bye
Crt/Time			Crt/Time			Crt/Time			Crt/Time			Crt/Time				
18	Bye	0	30	Bye	0	30	Bye	0	30	Bye	0	30	Bye	0	30	Bye
16	Kathy DONNOLLEY (AUST)	2	31	Bye	3	31	Bye	3	31	Bye	3	31	Bye	3	31	Bye
Crt/Time	9/11, 11/13, 11/8, 11/9, 11/3		Crt/Time			Crt/Time			Crt/Time			Crt/Time				
17	Sarah CULHANE (AUST/NSW)	3	32	Bye	0	32	Bye	0	32	Bye	0	32	Bye	0	32	Bye

THE WINNER OF EACH MATCH TAKES THE LOWEST NUMBER TO THE NEXT ROUND - THE LOSER TAKES THE HIGHER NUMBER.

SQUASH
Thursday 15 October 2009



WOMEN 45-49 C

Squash Draw

ROUND 1

Name	1	2	4	Final Placings
	HAYES	BIRTWISTLE	HALL	
1-Saskia HAYES (AUST)		0-3	1-3	3RD
2-Jo BIRTWISTLE (NZEALAND)	3-0		0-3	2ND
4-Stacy HALL (CANADA)	3-1	3-0		1ST

SQUASH
Thursday 15 October 2009



WOMEN 45-49 C

Squash Draw

ROUND 2

Name	1	2	4	Final Placings
	HAYES	BIRTWISTLE	HALL	
1-Saskia HAYES (AUST)		2-3	0-3	3RD
2-Jo BIRTWISTLE (NZEALAND)	3-2		0-3	2ND
4-Stacy HALL (CANADA)	3-0	3-0		1ST

SQUASH
Thursday 15 October 2009



WOMEN 50-54 B

11-Oct-09

Round 1			Round 2			Round 3			Final Ranking	
Seed	Name	Score		Name	Score		Name	Score	Rank	Name
1	1-Shirley COLLINS (AUST/WA)	0	1	Shane LAMPREY (AUST/NSW)	3	1	Shane LAMPREY (AUST/NSW)	3	1	Shane LAMPREY (AUST/NSW)
Crt/Time	11/3, 11/2, 11/4		Crt/Time	11/8, 11/4, 11/3		Crt/Time	7/11, 11/9, 6/11, 11/9, 11/7			Final
8	Shane LAMPREY (AUST/NSW)	3	4	Helen BROWNLIE (NZEALAND)	0	2	2-Sue PARKER (AUST/ACT)	2	2	2-Sue PARKER (AUST/ACT)
4	4-Pam LEWIS (CANADA)	2	2	2-Sue PARKER (AUST/ACT)	3	3	3-Helen WATKINS (AUST/QLD)	3	3	3-Helen WATKINS (AUST/QLD)
Crt/Time	11/7, 9/11, 8/11, 11/9, 11/9		Crt/Time	9/11, 11/9, 11/8, 11/7		Crt/Time	5/11, 11/5, 12/10, 11/7			
5	Helen BROWNLIE (NZEALAND)	3	3	3-Helen WATKINS (AUST/QLD)	1	4	Helen BROWNLIE (NZEALAND)	1	4	Helen BROWNLIE (NZEALAND)
3	3-Helen WATKINS (AUST/QLD)	3	5	4-Pam LEWIS (CANADA)	3	5	4-Pam LEWIS (CANADA)	2	5	Mary FALZON (AUST/VIC)
Crt/Time	11/3, 11/3, 11/6		Crt/Time	6/11, 11/4, 11/8, 11/9		Crt/Time	12/10, 10/12, 10/12, 11/7, 13/11			
6	Vicki KITCHEN (AUST)	0	8	1-Shirley COLLINS (AUST/WA)	1	6	Mary FALZON (AUST/VIC)	3	6	4-Pam LEWIS (CANADA)
2	2-Sue PARKER (AUST/ACT)	3	6	Vicki KITCHEN (AUST)	1	7	Vicki KITCHEN (AUST)	0	7	1-Shirley COLLINS (AUST/WA)
Crt/Time	11/7, 11/6, 11/7		Crt/Time	11/6, 11/7, 11/13, 11/9		Crt/Time	15/13, 11/5, 11/8			
7	Mary FALZON (AUST/VIC)	0	7	Mary FALZON (AUST/VIC)	3	8	1-Shirley COLLINS (AUST/WA)	3	8	Vicki KITCHEN (AUST)

THE WINNER OF EACH MATCH TAKES THE LOWER NUMBER TO THE NEXT ROUND - THE LOSER TAKES THE HIGHER NUMBER.

SQUASH
Thursday 15 October 2009



WOMEN 50-54 OPEN

SAT 10/10/2009

Round 1			Round 2			Round 3			Round 4			Final Ranking	
Position	Name	Score		Name	Score		Name	Score		Name	Score	Rank	Name
1	1-Anne RICHARDS (Aust/wa)	3	1	1-Anne RICHARDS (Aust/wa)	3	1	1-Anne RICHARDS (Aust/wa)	3	1	1-Anne RICHARDS (Aust/wa)	3	1	1-Anne RICHARDS (Aust/wa)
Crt/Time			Crt/Time	11/6, 11/6, 11/5		Crt/Time	11/5, 11/6, 11/9		Crt/Time	6/11, 11/8, 11/5, 5/11, 11/8			Final
16	Bye	0	8	Lyn PAGE (Aust/nsw)	0	4	Marisa ZAVATTARO (Aust)	0	2	2-Liz SPIELMAN (Aust/nsw)	2	2	2-Liz SPIELMAN (Aust/nsw)
2	2-Liz SPIELMAN (Aust/nsw)	3	2	2-Liz SPIELMAN (Aust/nsw)	3	2	2-Liz SPIELMAN (Aust/nsw)	3	3	3-Ros DIXON (Aust/nsw)	0	3	Marisa ZAVATTARO (Aust)
Crt/Time			Crt/Time	11/2, 11/3, 11/4		Crt/Time	11/5, 11/3, 11/9		Crt/Time	11/9, 11/5, 11/5			
15	Bye	0	7	Liz LOPEZ (AUST/NSW)	0	3	3-Ros DIXON (Aust/nsw)	0	4	Marisa ZAVATTARO (Aust)	3	4	3-Ros DIXON (Aust/nsw)
3	3-Ros DIXON (Aust/nsw)	3	3	3-Ros DIXON (Aust/nsw)	3	5	4-Biddy MC CLARTY (Aust/vic)	1	5	Julianne YEATES (Aust)	3	5	Julianne YEATES (Aust)
Crt/Time			Crt/Time	11/5, 6/11, 11/8, 11/6		Crt/Time	11/7, 6/11, 11/5, 11/6		Crt/Time	11/9, 11/9, 3/11, 11/9			
14	Bye	0	6	Annie GLEASON (Aust/nsw)	1	9	Julianne YEATES (Aust)	3	6	Annie GLEASON (Aust/nsw)	1	6	Annie GLEASON (Aust/nsw)
4	4-Biddy MC CLARTY (Aust/vic)	3	4	4-Biddy MC CLARTY (Aust/vic)	2	6	Annie GLEASON (Aust/nsw)	3	7	Liz LOPEZ (AUST/NSW)	3	7	Liz LOPEZ (AUST/NSW)
Crt/Time			Crt/Time	12/10, 11/9, 11/13, 5/11, 11/4		Crt/Time	9/11, 11/7, 11/9, 11/6		Crt/Time	11/4, 11/2, 11/1			
13	Bye	0	5	Marisa ZAVATTARO (Aust)	3	7	Liz LOPEZ (AUST/NSW)	1	8	Lucy MCGREGOR (Aust)	0	8	Lucy MCGREGOR (Aust)
5	Marisa ZAVATTARO (Aust)	3	9	Lucy MCGREGOR (Aust)	1	8	Lyn PAGE (Aust/nsw)	0	9	4-Biddy MC CLARTY (Aust/vic)	3	9	4-Biddy MC CLARTY (Aust/vic)
Crt/Time			Crt/Time	11/2, 11/7, 8/11, 13/11		Crt/Time	11/2, 11/2, 11/2 (For)		Crt/Time	11/2, 11/2, 11/2 (For)			
12	Bye	0	10	Julianne YEATES (Aust)	3	10	Lucy MCGREGOR (Aust)	3	10	Lyn PAGE (Aust/nsw)	0	10	Lyn PAGE (Aust/nsw)
6	Annie GLEASON (Aust/nsw)	3	11	Bye	3	11	Bye	3	11	Bye	3	11	Bye
Crt/Time			Crt/Time			Crt/Time			Crt/Time				
11	Bye	0	12	Bye	0	12	Bye	0	12	Bye	0	12	Bye
7	Julianne YEATES (Aust)	0	13	Bye	3	13	Bye	3	13	Bye	3	13	Bye

SQUASH
Thursday 15 October 2009



Crt/Time	11/4, 12/10, 11/6		Crt/Time		Crt/Time		Crt/Time			
10	Liz LOPEZ (AUST/NSW)	3	14	Bye	0	14	Bye	0	14	Bye
8	Lyn PAGE (Aust/nsw)	3	15	Bye	3	15	Bye	3	15	Bye
Crt/Time	11/6, 11/7, 11/5		Crt/Time		Crt/Time		Crt/Time			
9	Lucy MCGREGOR (Aust)	0	16	Bye	0	16	Bye	0	16	Bye

THE WINNER OF EACH MATCH TAKES THE LOWER NUMBER TO THE NEXT ROUND - THE LOSER TAKES THE HIGHER NUMBER.

SQUASH
Thursday 15 October 2009



WOMEN 50-54 C EVENT 1

Squash Draw

Name	1	2	3	4	Final Placings
	SEARANT	PERKINS	TICKNER	GLASS	
1-Julie SEARANT (AUST/NSW)		3-0	3-0	3-1	1ST
2-Jan PERKINS (AUS/WA)	0-3		3-0	0-3	3RD
3-Shirley TICKNER (AUST/NSW)	0-3	0-3		0-3	
4-Phil GLASS (AUST/VIC)	1-3	3-0	3-0		2ND

SQUASH
Thursday 15 October 2009



WOMEN 50-54 C EVENT 2 Squash Draw

Name	1	2	3	Final Placings
	MOYLAN	COADY	NORRIS	
1-Jenny MOYLAN (AUS/ACT) 1			2-3	2ND
2-Sue COADY (AUST/NSW) FORFEIT				
3-Lea NORRIS (AUST/SA) 3	3-2			1ST

MEDAL PLAYOFFS THURSDAY

1st in Event 1 vs 1st in Event 2
 2nd in Event 1 vs 2nd in Event 2

THURS 11:20
 THURS 11:20

11/9, 11/6, 7/11, 11/2
 8/11, 3/11, 4/11

JULIE SEARANT

LEA NORRIS

JENNY MOYLAN

SQUASH
Thursday 15 October 2009



WOMEN 55-59 & 65-69 EVENT 1 Squash Draw

Name	1	2	3	4	Final Placings
	MITCHELL	RAMSAY	WIACECK	GRAINGER (65)	
1-Gaye MITCHELL (AUST/TAS) 1		3-1		3-1	1ST
2-Laura RAMSAY (CANADA) 2	1-3			3-0	2ND
3-Khris WIACECK (CANADA) FORFEIT					
4-Jean GRAINGER (65) (STH AFRICA) 4	1-3	0-3			3RD

MEDAL PLAYOFFS THURSDAY 55-59 OPEN

1st in Event 1 vs 1st in Event 2

THURS 9:20

2nd in Event 1 vs 2nd in Event 2

THURS 9:20

MEDAL PLAYOFFS THURSDAY 65-69 OPEN

Jean Grainger vs Robyn Prentice

THURS 12:40

SQUASH
Thursday 15 October 2009



WOMEN 55-59 & 65-69 EVENT 2 Squash Draw

Name				Final Placings
	1	2	3	
	DOUGLAS	PATERSON	PRENTICE (65)	
1-Pauline DOUGLAS (STH AFRICA)		3-1	3-0	1ST
2-Kathy PATERSON (AUST/QLD)	1-3		3-1	2ND
3-Robyn PRENTICE (65) (AUST)	0-3	1-3		3RD

PAULINE GOUGLAS

MEDAL PLAYOFFS 55-59 OPEN

PAULINE DOUGLAS vs GAYE MITCHELL 8/11, 11/5, 9/11, 11/6, 11/8

KATHY PATTERSON vs LARA RAMSAY 4/11, 4/11, 5/11

GAYE MITCHELL

LARA RAMSAY

MEDAL PLAYOFFS 65-69 OPEN

JEAN GRAINGER vs ROBYN PRENTICE 7/11, 11/5, 7/11, 11/8, 8/11

ROBYN PRENTICE

JEAN GRAINGER

SQUASH
Thursday 15 October 2009



WOMEN 55-59 B

10-Oct-09

Round 1			Round 2			Round 3			Final Ranking	
Seed	Name	Score		Name	Score		Name	Score	Rank	Name
1	1-Ruth MACRAE (AUST/NSW)	3	1	1-Ruth MACRAE (AUST/NSW)	3	1	1-Ruth MACRAE (AUST/NSW)	3	1	1-Ruth MACRAE (AUST/NSW)
Crt/Time	11/2, 11/5, 11/3		Crt/Time	11/5, 11/9, 11/4		Crt/Time	11/8, 11/5, 9/11, 11/4			Final
8	Jill GEORGE (AUST)	0	4	Ninette DILLY (AUST/NSW)	0	2	2-Pam IRWIN (AUST/NSW)	1	2	2-Pam IRWIN (AUST/NSW)
4	4-Mira STAMM (NZEALAND)	0	2	2-Pam IRWIN (AUST/NSW)	3	3	3-Katie TOTARO (AUST/NSW)	3	3	3-Katie TOTARO (AUST/NSW)
Crt/Time	11/2, 11/2, 11/2 (For)		Crt/Time	11/4, 11/1, 11/1		Crt/Time	11/4, 11/6, 9/11, 11/8			
5	Ninette DILLY (AUST/NSW)	3	3	3-Katie TOTARO (AUST/NSW)	0	4	Ninette DILLY (AUST/NSW)	1	4	Ninette DILLY (AUST/NSW)
3	3-Katie TOTARO (AUST/NSW)	3	5	4-Mira STAMM (NZEALAND)	0	5	Jill GEORGE (AUST)	3	5	Jill GEORGE (AUST)
Crt/Time	11/5, 11/6, 11/8		Crt/Time	11/2, 11/2, 11/2 (For)		Crt/Time	11/1, 11/5, 5/11, 11/3			
6	Genevieve HAILS (AUST)	0	8	Jill GEORGE (AUST)	3	6	Shellee ROEBUCK (AUST)	1	6	Shellee ROEBUCK (AUST)
2	2-Pam IRWIN (AUST/NSW)	3	6	Genevieve HAILS (AUST)	0	7	Genevieve HAILS (AUST)	3	7	Genevieve HAILS (AUST)
Crt/Time	11/5, 11/5, 11/0		Crt/Time	11/6, 11/7, 11/7		Crt/Time	11/2, 11/2, 11/2			
7	Shellee ROEBUCK (AUST)	0	7	Shellee ROEBUCK (AUST)	3	8	4-Mira STAMM (NZEALAND)	0	8	4-Mira STAMM (NZEALAND)

THE WINNER OF EACH MATCH TAKES THE LOWER NUMBER TO THE NEXT ROUND - THE LOSER TAKES THE HIGHER NUMBER.

SQUASH
Thursday 15 October 2009



WOMEN 55-59 C

10-Oct-09

13-Oct-09

Round 1			Round 2			Round 3			Final Ranking	
Seed	Name	Score		Name	Score		Name	Score	Rank	Name
1	1-Di COOK (AUST/WA)	3	1	1-Di COOK (AUST/WA)	2	1	4-Rhonda FRY (AUST)	3	1	4-Rhonda FRY (AUST)
Crt/Time	11/0, 11/5, 11/2		Crt/Time	13/11, 8/11, 12/10, 4/11, 11/9		Crt/Time	11/5, 11/7, 11/8			Final
8	Hisako YOSHIDA (JAPAN)	0	4	4-Rhonda FRY (AUST)	3	2	Myee ALLISON (AUST/NSW)	0	2	Myee ALLISON (AUST/NSW)
4	4-Rhonda FRY (AUST)	3	2	Myee ALLISON (AUST/NSW)	3	3	Deborah HODGSON (AUST/NSW)	0	3	1-Di COOK (AUST/WA)
Crt/Time	8/11, 11/8, 8/11, 11/7, 11/5		Crt/Time	11/8, 5/11, 9/11, 11/7, 13/11		Crt/Time	11/6, 11/2, 11/5			
5	Gaye CUTHBERTSON (AUST/NSW)	2	3	Deborah HODGSON (AUST/NSW)	2	4	1-Di COOK (AUST/WA)	3	4	Deborah HODGSON (AUST/NSW)
3	3-Dorothy MURRAY (AUST)	1	5	Gaye CUTHBERTSON (AUST/NSW)	3	5	Gaye CUTHBERTSON (AUST/NSW)	0	5	2-Jo FILES (AUST/QLD)
Crt/Time	4/11, 11/9, 11/8, 11/6		Crt/Time	11/4, 11/5, 9/11, 11/2		Crt/Time	11/2, 11/8, 11/7			
6	Deborah HODGSON (AUST/NSW)	3	8	Hisako YOSHIDA (JAPAN)	1	6	2-Jo FILES (AUST/QLD)	3	6	Gaye CUTHBERTSON (AUST/NSW)
2	2-Jo FILES (AUST/QLD)	1	6	3-Dorothy MURRAY (AUST)	2	7	3-Dorothy MURRAY (AUST)	3	7	3-Dorothy MURRAY (AUST)
Crt/Time	8/11, 11/6, 11/7, 11/7		Crt/Time	8/11, 11/9, 10/12, 11/6, 11/7		Crt/Time	11/8, 11/7, 11/4			
7	Myee ALLISON (AUST/NSW)	3	7	2-Jo FILES (AUST/QLD)	3	8	Hisako YOSHIDA (JAPAN)	0	8	Hisako YOSHIDA (JAPAN)

THE WINNER OF EACH MATCH TAKES THE LOWER NUMBER TO THE NEXT ROUND - THE LOSER TAKES THE HIGHER NUMBER.

SQUASH
Thursday 15 October 2009



WOMEN 60-64 OPEN 1 Squash Draw

Name	1	2	3	Final Placings
	WAUGH	MCINTYRE	CONNOLLY	
1-Beverley WAUGH (AUST/NSW) 1		3-0	3-0	1ST
2-Christine MCINTYRE (AUST/NSW) 2	0-3		2-3	3RD
3-Diane CONNOLLY (NZEALAND) 3	0-3	3-2		2ND

SQUASH
Thursday 15 October 2009



WOMEN 60-64 OPEN 2

Squash Draw

Name	1	2	3	4	Final Placings
	JACKSON	AYRES	WALL	SMALLHORN	
1-Kaye JACKSON (NZEALAND) 1			3-0	3-0	1ST
2-Carolyn AYRES (AUST/VIC) FORFEIT					
3-Barb WALL (AUST/NSW) 3	0-3			3-0	2ND
4-Robyn SMALLHORN (AUST/NSW) 4	0-3		0-3		3RD

SQUASH
Thursday 15 October 2009



WOMEN 60-64 B

12-Oct-09

Round 1			Round 2			Round 3			Final Ranking	
Seed	Name	Score		Name	Score		Name	Score	Rank	Name
1	1-Helen ZAMAN (AUST/NSW)		1	1-Helen ZAMAN (AUST/NSW)	0	1	Penny DALTON (AUST)	3	1	Penny DALTON (AUST)
Crt/Time	101 - MON-16:30-7		Crt/Time	12/10, 11/3, 11/6		Crt/Time	12/10, 6/11, 5/11, 11/3, 11/2			Final
8	Glen SCHUMER (AUST/VIC)		4	Penny DALTON (AUST)	3	2	2-Jan GRANT (AUST/NSW)	2	2	2-Jan GRANT (AUST/NSW)
4	4-Gail HIRD (AUST/NSW)		2	2-Jan GRANT (AUST/NSW)	3	3	Jane MACKIE (AUST)	0	3	1-Helen ZAMAN (AUST/NSW)
Crt/Time	104 - MON-16:30-8		Crt/Time	11/3, 11/6, 11/9		Crt/Time	11/9, 11/9, 15/13			
5	Penny DALTON (AUST)		3	Jane MACKIE (AUST)	0	4	1-Helen ZAMAN (AUST/NSW)	3	4	Jane MACKIE (AUST)
3	3-Wendy FOX (AUST/NSW)		5	4-Gail HIRD (AUST/NSW)	3	5	4-Gail HIRD (AUST/NSW)	3	5	4-Gail HIRD (AUST/NSW)
Crt/Time	103 - MON-16:30-9		Crt/Time	11/9, 11/5, 11/8		Crt/Time	11/9, 11/2, 11/8			
6	Jane MACKIE (AUST)		8	Glen SCHUMER (AUST/VIC)	0	6	Gwenda FLETCHER (AUST)	0	6	Gwenda FLETCHER (AUST)
2	2-Jan GRANT (AUST/NSW)		6	3-Wendy FOX (AUST/NSW)	0	7	3-Wendy FOX (AUST/NSW)	3	7	3-Wendy FOX (AUST/NSW)
Crt/Time	102 - MON-11:00-8		Crt/Time	11/9, 11/5, 11/5		Crt/Time	11/6, 10/12, 11/8, 11/7			
7	Gwenda FLETCHER (AUST)		7	Gwenda FLETCHER (AUST)	3	8	Glen SCHUMER (AUST/VIC)	1	8	Glen SCHUMER (AUST/VIC)

THE WINNER OF EACH MATCH TAKES THE LOWER NUMBER TO THE NEXT ROUND - THE LOSER TAKES THE HIGHER NUMBER.

SQUASH
Thursday 15 October 2009



WOMEN 60-64 C

Squash Draw

Name	1	2	3	4	5	Final Placings
	MANENTI	BEVERLEY	MAJEWSKI	CAMPBELL	RIGBY	
1-Robyn MANENTI (AUST) 1		3-2	3-0		3-0	1ST
2-Gail BEVERLEY (AUST/NSW) 2	2-3		3-0		3-0	2ND
3-Sofia MAJEWSKI (AUST/ACT) 3	0-3	0-3			0-3	
4-Di CAMPBELL (AUST/QLD) FORFEIT						
Monica RIGBY (AUST/NSW) 5	0-3	0-3	3-0			3RD

SQUASH

Thursday 15 October 2009



SQUASH
Thursday 15 October 2009



WOMEN 65-69 B & 70 C & 70 B EVENT 1 Squash Draw

Name	1	2	3	4	Final Placings
	COLLINGS	DALGLEISH	OHLSSON	COOPER (70B)	
1-Berwyn COLLINGS (AUST/NSW)		3-1	3-1	3-0	1ST
2-Verna DALGLEISH (CANADA)	1-3		0-3	0-3	
3-Mariza OHLSSON (UNITED STATES OF AMERICA)	1-3	3-0		3-0	2ND
4-Helen COOPER (70B) (AUST)	0-3	3-0	0-3		3RD

SQUASH
Thursday 15 October 2009



WOMEN 65-69 B & 70 C & 70 B EVENT 2 Squash Draw

Name	1	2	3	4	Final Placings
	COOPER	LOVING	GAMBRILL	ROBERTSON (70C)	
1-Christine COOPER (AUST/NSW)		3-0	3-0	3-0	1ST
2-Fay LOVING (AUST/NSW)	0-3		3-1	3-0	2ND
3-Robyn GAMBRILL (AUST/NSW)	0-3	1-3		3-0	3RD
4-Val ROBERTSON (70C) (AUST)	0-3	0-3	0-3		

SQUASH
Thursday 15 October 2009



WOMEN 65-69 C

Squash Draw

Name	1	2	3	4	5	6	Final Placings
	VAN OORT	MITCHELL	GRUCA	NOGUCHI	GRAY	FLEINER	
1-Carmel VAN OORT (AUST/NSW) FORFEIT							
2-Jill MITCHELL (AUST) 2			3-2	3-2	0-3	3-0	2ND 11
3-Margie GRUCA (AUST/NSW) 3		2-3		3-0	0-3	3-1	3RD 11
4-Sanae NOGUCHI (JAPAN) 4		2-3	0-3		0-3	0-3	5TH 2
Elaine GRAY (AUST) 5		3-0	3-0	3-0		3-1	1ST 19
Joan FLEINER (AUST) 6		0-3	1-3	3/0	1-3		4TH 8

SQUASH - TEAMS FINALS
Sunday 18 October 2009



35 OPEN TEAMS

TEAM NAME	1	2	3	4	TOTAL POINTS
G'S HOT SHOTS 1		7	11	11	29 2ND
TWO SHORT 2	10		13	13	36 1ST
SS&A 3	6	4		10	20 3RD
BITS & PIECES 4	6	4	7		17

SQUASH - TEAMS FINALS
Sunday 18 October 2009



35 B/C

TEAM NAME	1	2	3	4	5	TOTAL POINTS
YOUNG GUNS 1		17	17	16	14	64 1ST
UPS & DOWNS 2	0		12	12	13	37 3RD
AMY 3	0	5		6	2	13
SAINTS SQUASHIES 4	1	5	11		1	18
EVERGREEN 5	3	4	15	16		38 2ND

SQUASH - TEAMS FINALS
Sunday 18 October 2009



45 OPEN

TEAM NAME	1	2	3	4	5	6	TOTAL POINTS
BEAUTY & THE BEAST 1		5	15	13	12	15	60 2ND
THE MAC'S 2	12		15	14	12	16	69 1ST
PEACEMAKERS 3	2	2		16	7	16	43
WOODIES 4	4	3	1		6	11	25
HARD & FAST 5	5	5	10	11		14	45 3RD
PMP 6	2	1	1	4	3		11

SQUASH - TEAMS FINALS
Sunday 18 October 2009



TEAM EVENT 45 B / C
 10-Oct-09

Round 1			Round 2			Round 3			Round 4			Final Ranking	
Position	Name	Score		Name	Score		Name	Score		Name	Score	Rank	Name
1	CHI		1	CHI	11	1	CHI	12	1	CHI	13	1	CHI
Crt/Time			Crt/Time			Crt/Time			Crt/Time				
16	Bye	0	8	THE TIGERS	6	4	SINGAPORE CRICKET CLUB	5	2	BUSHY'S	4	2	BUSHY'S
2	KIWIFRUIT		2	KIWIFRUIT	10	2	KIWIFRUIT	4	3	KIWIFRUIT	3	3	KIWIFRUIT
Crt/Time			Crt/Time			Crt/Time			Crt/Time	SUN 11:30			
15	Bye	0	7	CADDY SHACK	7	3	BUSHY'S	13	4	SINGAPORE CRICKET CLUB	F	4	SINGAPORE CRICKET CLUB
3	NORTHEND SQUASH		3	NORTHEND SQUASH	6	5	TOSHY TIGERS	14	5	TOSHY TIGERS	7	5	NORTHEND SQUASH
Crt/Time			Crt/Time			Crt/Time			Crt/Time				
14	Bye	0	6	BUSHY'S	11	8	THE TIGERS	3	6	NORTHEND SQUASH	10	6	TOSHY TIGERS
4	SINGAPORE CRICKET CLUB		4	SINGAPORE CRICKET CLUB	17	6	NORTHEND SQUASH	13	7	CADDYSHACK	12	7	CADDYSHACK
Crt/Time			Crt/Time			Crt/Time			Crt/Time				
13	Bye	0	5	TOSH TIGERS	0	7	CADDY SHACK	4	8	THE TIGERS	5	8	THE TIGERS
5	PHANTOM	5	9	ARTFUL DODGERS	15	9	ARTFUL DODGERS	13	9	ARTFUL DODGERS	11	9	ARTFUL DODGERS
Crt/Time			Crt/Time			Crt/Time			Crt/Time				
12	TOSHY TIGERS	12	11	BLACK SWAN	2	12	PHANTOM	4	10	FUNTIMES	6	10	FUNTIMES
6	BUSHY'S	16	10	FUNTIMES	14	10	FUNTIMES	17	11	BLACKSWANS	7	11	PHANTOM
Crt/Time			Crt/Time			Crt/Time			Crt/Time				
11	BLACK SWANS	1	12	PHANTOM	3	11	BLACKSWANS	0	12	PHANTOM	10	12	BLACKSWANS
7	CADDY SHACK	16	13	Bye		13	Bye		13	Bye	3	13	Bye
Crt/Time			Crt/Time			Crt/Time			Crt/Time				
10	FUNTIMES	1	14	Bye		14	Bye		14	Bye	0	14	Bye
8	ARTFUL DODGERS	6	15	Bye		15	Bye		15	Bye	3	15	Bye
Crt/Time			Crt/Time			Crt/Time			Crt/Time				
9	THE TIGERS	11	16	Bye		16	Bye		16	Bye	0	16	Bye

THE WINNER OF EACH MATCH TAKES THE LOWER NUMBER TO THE NEXT ROUND - THE LOSER TAKES THE HIGHER NUMBER.

CHI

BUSHY'S

KIWIFRUIT

SQUASH - TEAMS FINALS
Sunday 18 October 2009



55 OPEN

TEAM NAME		1	2	3	4	5	6	TOTAL POINTS
PARKVIEW GIANTS	1		12	5	17	5	12	3RD 51
KATNKO	2	5		2	12	3	13	35
LOST IN SPACE	3	12	15		16	15	17	1ST 75
SANGROPERS	4	0	5	1		2	7	15
TEAM GB	5	12	14	2	15		13	2ND 56
KUJA	6	5	4	0	10	4		23

SQUASH - TEAMS FINALS
Sunday 18 October 2009



TEAM EVENT 55 B / C

10-Oct-09

Squash Draw

Round 1			Round 2			Round 3			Round 4			Final Ranking	
Position	Name	Score	Name	Score	Name	Score	Name	Score	Name	Score	Rank	Name	
1	VINS GIRLS		1	VINS GIRLS	3	1	TEAM WOMBAT	2	1	TRIPLE THREAT	13	1	TRIPLE THREAT
Crt/Time			Crt/Time		Crt/Time		Crt/Time		Crt/Time				
16	Bye	0	8	TEAM WOMBAT	14	4	TRIPLE THREAT	15	2	CPR	4	2	CPR
2	RAYS REVELLERS		2	RAYS REVELLERS	5	2	CROOKWELL CRUSHERS	4	3	CROOKWELL CRUSHERS	13	3	CROOKWELL CRUSHERS
Crt/Time			Crt/Time		Crt/Time		Crt/Time		Crt/Time				
15	Bye	0	7	CROOKWELL CRUSHERS	12	3	CPR	13	4	TEAM WOMBAT	4	4	TEAM WOMBAT
3	MISSING LINKS		3	MISSING LINKS	4	5	DEAD DROP	14	5	DEAD DROP	11	5	DEAD DROP
Crt/Time			Crt/Time		Crt/Time		Crt/Time		Crt/Time				
14	Bye	0	6	CPR	13	9	THE OLD ONES	3	6	RAYS REVELLERS	6	6	RAYS REVELLERS
4	TRIPLE THREAT		4	TRIPLE THREAT	12	6	MISSING LINKS	6	7	MISSING LINKS	6	7	GO GETTERS
Crt/Time			Crt/Time		Crt/Time		Crt/Time		Crt/Time				
13	Bye	0	5	DEAD DROP	5	7	RAYS REVELLERS	11	8	GO GETTERS	11	8	MISSING LINKS
5	DEAD DROP		9	THE OLD ONES	13	8	VINS GIRLS	6	9	THE OLD ONES	7	9	VINS GIRLS
Crt/Time			Crt/Time		Crt/Time		Crt/Time		Crt/Time				
12	BYE	0	10	GO GETTERS	4	10	GO GETTERS	11	10	VINS GIRLS	10	10	THE OLD ONES
6	CPR		11	BYE		11			11		3	11	
Crt/Time			Crt/Time		Crt/Time		Crt/Time		Crt/Time				
11	BYE		12	BYE		12			12		0	12	
7	CROOKWELL CRUSHERS	15	13	Bye		13	Bye		13	Bye	3	13	Bye
Crt/Time			Crt/Time		Crt/Time		Crt/Time		Crt/Time				
10	GO GETTERS	2	14	Bye		14	Bye		14	Bye	0	14	Bye
8	THE OLD ONES	6	15	Bye		15	Bye		15	Bye	3	15	Bye
Crt/Time			Crt/Time		Crt/Time		Crt/Time		Crt/Time				
9	TEAM WOMBAT	11	16	Bye		16	Bye		16	Bye	0	16	Bye

THE WINNER OF EACH MATCH TAKES THE LOWER NUMBER TO THE NEXT ROUND - THE LOSER TAKES THE HIGHER NUMBER.

TRIPLE THREAT

CPR

CROOKWELL CRUSHERS